

SECURITIES AND EXCHANGE COMMISSION

SEC FORM 17-A

**ANNUAL REPORT PURSUANT TO SECTION 17 OF THE SECURITIES
REGULATION CODE AND SECTION 177 OF THE REVISED CORPORATION
CODE OF THE PHILIPPINES**

1. For the fiscal year ended **December 31, 2025**

2. SEC Identification Number **36190**

3. BIR Tax ID No. **000-483-136**

4. Exact Name of issuer as specified in its charter:

OMICO CORPORATION

5. **PHILIPPINES**

Province, Country or other jurisdiction of
incorporation, or organization

6. (SEC Use only)

Industry Classification Code:

7. **Suite 1109 East Tower, Tektite Towers,
Exchange Road, Ortigas Center, Pasig City**

Address of principal office

1605

Postal Code

8. **(02) 86376923**

Issuer's telephone number, including area code

9. **N/A**

Former name, former address, and former fiscal year, if changed since last report

10. Securities registered pursuant to Sections 8 and 12 of the SRC, or Sec. 4 and 8 of the RSA

<u>Title of Each Class</u>	<u>Number of Shares of Common Stock Outstanding</u>
Common Stock, PhP1par value	1,050,461,673 as at December 31, 2025

11. Are any or all of these securities listed on a Stock Exchange?

Yes (x) No ()

If yes, state the name of such stock exchange and the classes of securities listed therein:

Philippine Stock Exchange - Common Stock

12. Check whether the issuer:

a) has filed all reports required to be filed by Section 17 of the SRC and SRC Rule 17 thereunder or Section 11 of the RSA and RSA Rule 11(a)-1 thereunder, and Sections 25 and 177 of The Revised Corporation Code of the Philippines during the preceding twelve (12) months (or for such shorter period that the registrant was required to file such reports);

Yes (x) No ()

b) has been subject to such filing requirements for the past ninety (90) days.

Yes (x) No ()

13. The aggregate market value of voting stock held by non-affiliates for 887,835,590 shares as of December 31, 2025, computed based on the closing price of PhP0.101 per share as of December 31, 2025, is PhP89,671,394.59.

TABLE OF CONTENTS

PART I - BUSINESS AND GENERAL INFORMATION

- Item 1. Business
- Item 2. Properties
- Item 3. Legal Proceedings
- Item 4. Submission of Matters to a Vote of Security Holders

PART II - OPERATIONAL AND FINANCIAL OPERATION

- Item 5. Market for Issuer's Common Equity and Related Stockholder Matters
- Item 6. Management's Discussion and Analysis or Plan of Operation
- Item 7. Financial Statements
- Item 8. Changes in and Disagreements with Accountants on Accounting and Financial Disclosure

PART III - CONTROL AND COMPENSATION INFORMATION

- Item 9. Directors and Executive Officers of the Issuer
- Item 10. Executive Compensation
- Item 11. Security Ownership of Certain Beneficial Owners and Management
- Item 12. Certain Relationships and Related Transactions

PART IV - CORPORATE GOVERNANCE

- Item 13. Corporate Governance

PART V - EXHIBITS AND SCHEDULES

- Item 14. Reports on SEC Form 17-C

SIGNATURES

PART 1 - BUSINESS AND GENERAL INFORMATION

Item 1. BUSINESS

a) *Description of Business*

1) Business Development

- i) Omico Corporation (the “Parent Company or the “Company” or “Omico”) was incorporated in the Philippines and was registered with the Securities and Exchange Commission (“SEC”) on August 30, 1968. Its corporate term was extended to another fifty (50) years from and after the date of expiration of its first fifty (50)-year term on August 29, 2018, as per SEC Certificate of Filing of Amended Articles of Incorporation dated October 21, 2015. It holds 100% interest both in Omico Kapital Corporation and Omico Mining Inc. (*formerly Omico-Ivanhoe Mining Inc*). The two subsidiaries have no commercial operation as of December 31, 2025 and 2024. The Parent Company listed its shares of stock in the Philippine Stock Exchange (“PSE”) on May 2, 1969.

The Company’s main business activities are mining exploration and property development. It is licensed to operate, prospect, mine, and deal with all kinds of ores, metals and minerals.

The mining exploration segment is engaged in the exploration activities of mine site while the property development segment is engaged in the marketing and sale of real estate and evaluation of future development of other real estate properties.

The registered office of the Company is located at Suite 1109 East Tower, Tektite Towers (Formerly: PSE Centre), Exchange Road, Ortigas Center, Pasig City. Omico Corporation has no ultimate Parent Company.

- ii) The Company has no bankruptcy, receivership or any similar proceedings.
- iii) No material reclassification, merger, consolidation, or purchase of a significant amount of assets not in the ordinary course of business occurred during the year 2025.

2) Business of Issuer

- i) Principal products, markets and revenue contribution

The Company previously held a mining agreement with Macawiwili Gold Mining and Development Co., Inc. (“Macawiwili”) to operate and mine on several claim blocks located within the Baguio Gold District, in the municipality of Itogon, Benguet. The agreement which was signed on September 30, 1968 and extended on January 10, 1996 is effective until January 10, 2021. By virtue of Mineral Production and Sharing Agreement (“MPSA”) issued by the Department of Environment and Natural Resources (“DENR”) in 2009, the Company and its subsidiary, Omico Mining, Inc., subsequently commenced exploration works involving geologic mapping, geophysical survey and sampling. Cumulatively, total capitalized exploration and evaluation cost amounted to PhP194.82Million as of August 29, 2012.

On August 29, 2012, the Company executed a Termination of Mining Agreement with Macawiwili wherein the Company is relinquishing all its rights and obligations under the mining agreement including the MPSA. In exchange for the Company’s relinquishment of its rights and obligation in the aforesaid agreements, Macawiwili reimbursed the Company the amount of Twenty Five Million Pesos (PhP25,000,000) in cash for expenses incurred in the exploration, drilling and upkeep of the mine site. With this Agreement, the Company has given the reins in managing the project to Macawiwili but remains an active minority investor in the venture.

Management decided to terminate the mining agreement with Macawiwili because Management would like to focus on other mining prospects/projects.

The Company is still interested in investing in mining and is scouting for other mining projects to explore, manage, operate or invest either solely or in partnership with other entities.

The Company has also expanded its business scope and diversified its operations into property investment, development of low-cost subdivision housing units and investment in joint venture projects with the Company as landowner and the JV partner as developer. The development of the housing subdivision named Sta. Rosa Homes located in Sta. Rosa, Nueva Ecija has been completed. The development of the joint venture condominium residential project with Robinsons Land Corporation (“RLC”) located in Tagaytay City has also been completed.

- ii) Percentage of revenues and net income contributed by foreign markets
There were no revenues and net income contributed by foreign markets for the each of the last three (3) fiscal years.
- iii) Marketing
For the Company’s Sta. Rosa Homes project located in Brgy. Lourdes, Sta. Rosa, Nueva Ecija, the housing units are sold by in-house agents and independent brokers. For the joint venture residential project with RLC located in Tagaytay City, RLC handles the management, marketing and general operation of the project.
- iv) Status of publicly announced new product or service
There’s no publicly announced new product or service by the Company.
- v) Competition
Among several housing projects in Nueva Ecija, the closest competitors which have the same category as the Sta. Rosa Homes being a low-priced mass housing project are Lamarville and Primavera Homes. The Company is able to compete through its commitment to offer affordable house and lot packages for a well-planned project with good location and accessibility to transportation facilities and commercial centers.
- vi) Sources and availability of raw materials
Construction and other materials needed for the Sta Rosa Homes project located in Brgy. Lourdes, Sta. Rosa Nueva Ecija were sourced and available locally. The Company does not have any major existing supply contracts.
- vii) Dependence on major customers
The Company is not dependent on major customers for its real estate projects. The Company does not have any major existing sales contracts.
- viii) Transaction with and/or dependence on related parties
The Parent Company’s cash advances from its subsidiary in previous years is shown as Due to a Subsidiary in the Parent Company’s statements of financial position. The outstanding balance amounted to PhP221,084,873 as of December 31, 2025, 2024 and 2023. These borrowings from the subsidiary are non-interest bearing and payable on demand.

The Parent Company’s advances to its subsidiaries represent cash advances for subsidiaries’ operating expenses paid by the Parent Company. These advances are shown as part of Receivables in the Parent Company’s statements of financial position. The outstanding balance amounted to PhP6,910,364, PhP6,888,904, and PhP6,870,080 as of December 31, 2025, 2024 and 2023, respectively.
- ix) Patents, trademarks, copyrights, licenses, franchises, concessions
The Department of Human Settlements and Urban Development (“DHSUD”) formerly The Housing and Land Use Regulatory Board (“HLURB”) has issued five (5) License to Sell and

the corresponding certificates of registration covering Phase 1 to 5 of the Company's Sta. Rosa Homes project located in Brgy. Lourdes, Sta. Rosa, Nueva Ecija. The Municipality of Sta. Rosa, Nueva Ecija approved the subdivision plan and issued the required locational clearance and development permit for said housing project on February 06, 1997.

x) Need for any government approval of principal products or services
As a real estate developer, the subdivision plans for residential and other development projects are subject to approval by the relevant local government unit in which the project is situated. The development of subdivision projects can commence only after the issuance of a locational clearance and development permit by the relevant government body. Further, all subdivision project plans are required to be filed with and approved by DHSUD. Approval of such plans is conditional on, among other things, the developer's financial, technical and administrative capabilities. Subdivision units may be sold or offered for sale only after a license to sell and a certificate of registration have been issued by the DHSUD.

xi) Effect of existing or probable governmental regulations on the business
As a mining company, Omico is subject to governmental regulations on its activities principally, the rules and regulations of Republic Act 7942, otherwise known as the Philippine Mining Act of 1995 of which the implementing agency is the Department of Environment and Natural Resources ("DENR").

As a property development firm, the Company is subject to rules and regulations emanating from various laws with the DHSUD as the main implementing agency together with the DENR for the environmental aspect and the Department of Agriculture for the conversion clearance, if agricultural land is involved, and the Department of Agrarian Reform for the order/approval on land use conversion.

xii) Research and Development
The Company incurs minimal amounts for research and development activities which do not amount to a significant percentage of revenues.

xiii) Cost and effects of compliance with the environmental laws
For the Company's Sta. Rosa Homes project and the Brgy. Pinmaludpod, Urdaneta City, Pangasinan property wherein the Company had obtained the Environmental Compliance Certificate ("ECC") from the DENR, the Company has consistently complied with the conditions set in the ECC and with the environmental laws and regulations of the DENR.

xv) Total Number of Employees
As of year-end 2025, the Company's total number of employees is eight (8) – Management (3), Operations (3) and Administrative (2) - all of whom are full-time employees. For the ensuing twelve (12) months, the Company will hire additional employees if and when needed. The employees do not have any Collective Bargaining Agreement. The Company's employees are not on strike or have been in the past three (3) years or are threatening to strike. The Company has no supplemental benefits or incentive arrangements with its employees.

xvi) Major risk/s involved in each of the businesses of the company and subsidiaries

Mining Operation Risks

By its nature, the business of mineral exploration contains risks. For its part, exploration is a speculative endeavor and can be hampered by the unpredictable nature of mineral deposits, particularly with respect to predicated extrapolations to depth from known mineralization, and adverse ground conditions, flooding, inclement weather, poor equipment availability, force majeure circumstances and cost overruns from unforeseen events. Resource estimates themselves are necessarily imprecise and depend upon interpretations that can prove to be inaccurate. Any future successful mining operation will depend on exploration success, mineral resource calculations, appropriate economic circumstances, ore reserve calculations, successful statutory planning approvals, mine design and the construction of efficient processing facilities, competent operation and management and efficient financial management.

Any future exploration activities of the Company may be affected by a range of factors including geological conditions, limitations on activities due to seasonal weather patterns, unanticipated operational and technical difficulties, industrial and environmental accidents, changing government regulations and many other factors beyond the control of the Company.

Real Estate Operation Risks

The Company's real estate operation may be affected by factors, including, but not limited to the following:

- Failure to secure the necessary permits for development;
- Failure to finish the development due to disagreement with the contractor or the developer;
- Failure to sell the constructed/ finished development due to product acceptance, sudden economic downturn, or political instability;
- Delay in the completion and delivery of residential housing units for our Santa Rosa Homes Project located in Sta. Rosa, Nueva Ecija due to supply chain interruptions; and
- Delay in the implementation of planned development of new projects.

The Board of Directors, the Audit Committee and Management of the Company meet regularly to identify key risk areas and performance indicators and monitor these factors with due diligence and to assess and manage risks involved in the businesses of the Company.

b) Additional requirements as to certain issues or issuer

- 1) Debt Issues
Not applicable
- 2) Investment Company Securities
Not applicable
- 3) Mining and oil companies

The Company previously held a mining agreement with Macawiwili to operate and mine on several claim blocks located within the Baguio Gold District, in the municipality of Itogon, Benguet. The agreement which was signed on September 30, 1968 and extended on January 10, 1996 is effective until January 10, 2021. On August 29, 2012, the Company executed a Termination of Mining Agreement with Macawiwili wherein the Company is relinquishing all its rights and obligations under the mining agreement including the MPSA. With this Agreement, the Company has given the reins in managing the project to Macawiwili but remains an active minority investor in the venture.

Item 2. PROPERTIES

- a) Real estate properties (raw land) with 156,687 square meters, more or less, situated in Barrio of Banangan, Municipality of Sablan, Province of Benguet, with spectacular views of the Cordilleras, and as far away as Lingayen Gulf, the beaches of La Union, and the South China Sea;
- b) Real estate property (raw land) with 353,162 square meters, more or less, situated in Barangay Pinmaludpod, City of Urdaneta, Province of Pangasinan, of which 46,845 square meters was issued DARRO Conversion Order No. 08-2013-238 on August 22, 2013 and 171,700 square meters was issued DARCO Order No. CON-1904-1372 on April 4, 2019;
- c) Real estate property (raw land) with 42,333 square meters, more or less, situated in Barangay Mayapyap Sur, City of Cabanatuan, Province of Nueva Ecija;
- d) Real estate property with an area of 14.8hectares, more or less, located in Barangay Lourdes, Municipality of Sta. Rosa, Province of Nueva Ecija, which has been developed by the Company into a residential project named Sta. Rosa Homes with 1,206 low-cost/economic housing units;

- e) Real estate property with 9,372 square meters, more or less, situated in the City of Tagaytay, of which 6,634 square meters were allotted for the joint venture project with RLC for the development of a residential condominium project named The Wellington Courtyard wherein the Company is entitled to twenty five (25) condominium units as its share in the joint venture, of which twenty four (24) units have already been sold. The Company plans to develop a commercial establishment in the remaining area consisting of 2,479 square meters;
- f) Office condominium unit with an area of 170 square meters and three (3) parking slots with an area of 12.5 square meters each located at Tektite Towers (Formerly: PSE Centre), Exchange Road, Ortigas Center, Pasig City; and
- g) Office condominium unit with an area of 30.10 square meters located at Solare Building – Capri Oasis, Dr. Sixto Antonio Ave., Maybunga, Pasig City, which is the subject of a lease agreement with Thermolab Technologies Corporation for the lease period April 1, 2024 up to March 31, 2026. Thermolab intends to renew the lease agreement for another two (2) years.

Said properties are wholly-owned by the Company. All properties mentioned above are free from any lien or encumbrances. The Company has no further commitments for any additions to its property, plant and equipment.

The Company has no other lease commitments except for the office condominium unit located at Solare Building – Capri Oasis.

Item 3. LEGAL PROCEEDINGS

The company has no material pending legal proceedings to which the Company or any of its subsidiaries is a party or of which any of the Company's property is the subject.

Item 4. SUBMISSION OF MATTERS TO A VOTE OF SECURITY HOLDERS

Except for the matters taken up during the Annual Stockholders' Meeting held on May 30, 2025, there was no other matter submitted to a vote of security holders during the period covered by this report.

PART II – OPERATIONAL AND FINANCIAL OPERATION

Item 5. MARKET FOR ISSUER’S COMMON EQUITY AND RELATED STOCKHOLDER MATTERS

Market information

The Company’s common equity is traded in the PSE. As of March 31, 2026, the total number of shares owned by the public is 887,835,590 or 84.518% of the total issued and outstanding shares of the Company of 1,050,461,673 shares.

Stock price as of April 7, 2026 was at PhP0.090 per share.

The approximate number of holders of each class of common security as of March 31, 2026 is 2,865.

The high and low share prices for the first quarter 2026 and for each quarter for fiscal years 2025 and 2024 are as follows:

Quarter	High	Low
<u>2026</u>		
1 ST	0.117	0.090
<u>2025</u>		
4 TH	0.117	0.100
3 RD	0.130	0.103
2 ND	0.134	0.105
1 ST	0.153	0.100
<u>2024</u>		
4 TH	0.162	0.120
3 RD	0.176	0.112
2 ND	0.248	0.160
1 ST	0.275	0.228

Declaration of dividends is subject to approval by the Board of Directors and/or its shareholders. There were no dividends declared during the last two fiscal years 2025 and 2024 and during the first quarter of year 2026.

Recent Sales of Unregistered Securities or Exempt Securities including Recent Issuance of Securities constituting an Exempt Transaction -

- No securities sold
- No underwriters and other purchases
- No consideration
- No exemption from Registration Claimed

*Holder*s

As of December 31, 2025, the Company has 2,865 shareholders. The top twenty (20) shareholders are the following:

Rank	Name of Stockholder	Citizenship	Number of Shares	Percentage
1	PCD Nominee Corp.	Filipino	956,492,292	91.054%
2	PCD Nominee Corp.	Non-Filipino	35,145,083	3.346%
3	Co An	Filipino	30,000,000	2.856%
4	Dexter O. Tiu	Filipino	3,673,000	0.350%
5	Agustin G. Tiu	Filipino	3,273,000	0.312%
6	Solar Securities, Inc.	Filipino	2,729,383	0.260%
7	Chih Hui Li	Taiwanese	1,000,000	0.095%

8	Lucio Wong Yan	Filipino	1,000,000	0.095%
9	Tommy Kin Hing Tia	Chinese	600,000	0.057%
10	Pio R. Marcos	Filipino	560,044	0.053%
11	Horacio Rodriguez	Filipino	500,000	0.048%
12	Manuel Sy	Filipino	500,000	0.048%
13	Jandric Arvin Yao	Filipino	500,000	0.048%
14	Betty Limsin or Bernard Legarda	Filipino	400,000	0.038%
15	Santiago Javier Ranada	Filipino	360,000	0.034%
16	Helen H. Espino	Filipino	325,440	0.031%
17	Cristino Naguiat, Jr.	Filipino	300,000	0.029%
18	Romeo C. Espino	Filipino	262,500	0.025%
19	Leslie Espino	Filipino	255,000	0.024%
20	Helene Espino	Filipino	250,000	.0024%

Item 6. MANAGEMENT'S DISCUSSION AND ANALYSIS OF FINANCIAL CONDITION AND RESULTS OF OPERATIONS

For the Year Ended December 31, 2025

Changes in Financial Condition and/or Results of Operations
(Comparative Balances for December 31, 2025 and December 31, 2024)

Total assets increased by 0.410% from PhP617.57Million as of December 31, 2024 to PhP620.10Million as of December 31, 2025. Total liabilities decreased by 0.367% from PhP24.15Million in 2024 to PhP23.26Million in 2025. Stockholders' Equity increased to PhP596.83Million as of December 31, 2025 from PhP593.41Million as of December 31, 2024.

Revenues for the year 2025 amounted to PhP38.27Million derived from real estate sales and investment and other income as compared to PhP34.03Million in 2024. Total cost and expenses amounted to PhP34.55Million and PhP36.04Million for the year 2025 and 2024, respectively. Net income for the year 2025 amounted to PhP3.72Million as compared to a net loss and PhP2.01Million for the year 2024.

The top five (5) key performance ratios/indicators of the Company for the years ended December 31, 2025 and 2024 are as follows:

Financial Ratios:

Ratios	Formula	2025	2024
Current Ratio		44.757:1	39.641:1
	Current Assets/	<u>443,304,308</u>	<u>433,946,319</u>
	Current Liabilities	9,904,678	10,946,948
Debt to Equity Ratio		0.039:1	0.041:1
	Total Liabilities/	<u>23,264,030</u>	<u>24,150,844</u>
	Stockholders' Equity	596,831,379	593,415,495
Debt to Total Assets Ratio		0.038:1	0.039:1
	Total Liabilities/	<u>23,264,030</u>	<u>24,150,844</u>
	Total Assets	620,095,409	617,566,339
Book Value Per Share		PhP0.568	PhP0.565
	Stockholders' Equity/	<u>596,831,379</u>	<u>593,415,495</u>
	Total No. Shares	1,050,461,673	1,050,461,673
Earnings/(Loss) Per Share		PhP.00354	(PhP.00191)
	Net Income/ (Loss)	<u>3,715,884</u>	<u>(2,011,239)</u>

Weighted Average Shares	1,050,461,673	1,050,461,673
----------------------------	---------------	---------------

(i) Known Trends, Events or Uncertainties Affecting Liquidity

The Company does not expect any trends, demands, commitments, events or uncertainties that will result in or that are reasonably likely to result in the Company's liquidity increasing or decreasing in a material way.

The Company is not aware of any trends, demands, commitments, events or uncertainties that will result in or that are reasonably likely to result in the Company's liquidity increasing or decreasing in a material way.

The Company does not anticipate any cash flow or liquidity problems.

The Company is not in default or breach of any note, loan, lease or other indebtedness or financing arrangement requiring payments.

The Company is evaluating possible business ventures in which it is allowed to engage under its articles of incorporation, to invest its sizeable cash and cash equivalent to provide additional sources of revenue and maximize investor return.

(ii) Events That Will Trigger Direct or Contingent Financial Obligation

The Company does not expect any event that will trigger direct or contingent financial obligation that is material to the Company, including any default or acceleration of an obligation.

(iii) Material Off-Balance Sheet Transactions, Arrangements, Obligations

The Company has no material off-balance sheet transactions, arrangements, obligations (including contingent obligations), and other relationships of the Company with unconsolidated entities or other persons created during the reporting period.

(iv) Capital Expenditures

There are no material commitments for capital expenditures for the next twelve months. However, the Company is evaluating possible business ventures, which may require capital expenditures.

(v) Known Trends, Events or Uncertainties Affecting Sales

The Company does not expect any trends, events or uncertainties that may have material favorable or unfavorable impact on sales or revenues.

(vi) Significant Elements of Income or Loss

There were no significant elements of income or loss that did not arise from the Company's continuing operations.

(vii) Causes for Material Changes in the Financial Statements

Balance Sheet (Financial Position) Accounts

Decrease in Cash and Cash Equivalents - 2.55%

December 31, 2025	December 31, 2024	Increase/(Decrease)
282,055,562	289,456,547	(7,400,985)

Cash accounts with banks generally earn interest at rates based on prevailing bank deposit rates. Short-term placements can be pre-terminated at any time and have average interest rates ranging from 0.0625% to 5.625% and 0.0625% to 6.250% per annum in 2025 and 2024, respectively.

Increase in Financial Assets at Fair Value through Profit or Loss – 35.36%

December 31, 2025	December 31, 2024	Increase/(Decrease)
66,840,871	49,378,735	17,462,136

The Company's financial assets at fair value through profit or loss consist of shares of stocks of publicly listed companies which are classified as held for trading.

The Company recognized fair value gain for the years ended December 31, 2025 and 2024 of PhP12,915,451 and PhP5,565,857, respectively. The Company also disposed certain shares of stock which resulted to a net gain of PhP531,296 and PhP949,558 in 2025 and 2024, respectively.

Dividend income earned on these investments amounted to PhP2,663,753 and PhP2,793,235 in 2025 and 2024, respectively.

Increase in Receivables - Net - 7.401%

December 31, 2025	December 31, 2024	Increase/(Decrease)
21,104,508	19,650,145	1,454,363

Installment contracts receivable on the sale of house and lots which pertains to Sta. Rosa Homes project are collectible in monthly installments for periods ranging from 3 to 7 years and bear an interest rate of 21% per annum computed on the diminishing balance, portion of which are covered with postdated checks.

For the years ended December 31, 2025 and 2024, interest income on these installment accounts amounted to PhP1.12Million and PhP2.54Million, respectively.

Due from HDMF (Pag-IBIG Fund) represents portion of take-out proceeds on sale of real estate properties that were withheld in accordance with financing agreement with Home Development Mutual Fund.

Decrease in Real Estate for Sale - 3.432%

December 31, 2025	December 31, 2024	Increase/(Decrease)
68,243,877	70,669,535	(2,425,658)

Real estate for sale, which is carried at cost, principally pertains to cost of raw land, property developments and other expenses related to construction and development of subdivision and condominium units. Construction and development costs include the cost of materials, labor and other related costs.

Increase in Prepayments and Other Current Assets – 5.596%

December 31, 2025	December 31, 2024	Increase/(Decrease)
5,059,490	4,791,357	268,133

The increase in Prepayments and Other Current Assets is mainly due to the increase in prepaid taxes.

Prepaid taxes consist of creditable withholding taxes at source and advance payments of real property taxes.

Input value added tax represents the 12% Value Added Tax (VAT) on purchases of goods and services.

Prepayments and Other Current Assets include prepaid membership dues and insurance.

Decrease in Installment Contract Receivable – net of current portion - 45.041%

December 31, 2025	December 31, 2024	Increase/(Decrease)
4,987,229	9,074,502	(4,087,273)

The decrease in Installment Contract Receivable represents the decrease in the non-current portion of installment contract receivable on the sale of housing units in the Company's Sta. Rosa Homes' project.

Decrease in Financial Assets at Fair Value Through Other Comprehensive Income (FVOCI) – 0.698%

December 31, 2025	December 31, 2024	Increase/(Decrease)
42,642,090	42,942,090	(300,000)

Financial assets at fair value through other comprehensive income (FVOCI) decreased from PhP42.94Million in 2024 to PhP42.64Million in 2025 mainly due to the decrease in fair value of quoted equity investments which consist of golf club shares in Manila Southwoods and Tagaytay Midlands.

Unquoted equity investments comprise of equity interest in Macawiwili Gold Mining and Development Co., Inc and Simple Agreement for Future Equity (SAFE) investment in Crown Technologies Holding Pte. Ltd., a private limited company incorporated in Singapore.

SAFE is an instrument allowing the Company a future right to subscribe to shares of stock of the issuer for an undetermined price. The conversion of the instrument to shares of stock will occur after the 12-month period from the date of purchase at prevailing market valuation. In the event that the SAFE agreement is terminated prior to conversion date, the Company is entitled for full refund plus interest of 8%. As of December 31, 2025 and 2024, the instrument is classified as financial instrument at FVOCI.

Quoted equity investments consist of golf club shares in Manila Southwoods and Tagaytay Midlands.

Decrease in Property and Equipment – Net – 26.224%

December 31, 2025	December 31, 2024	Increase/(Decrease)
6,597,636	8,942,782	(2,345,146)

The net decrease in Property and Equipment is mainly due to the disposal/donation of two (2) fully depreciated transportation equipment and provision for depreciation for the year 2025.

Decrease in Investment Properties - 0.090%

December 31, 2025	December 31, 2024	Increase/(Decrease)
107,467,630	107,564,130	(96,500)

Investment properties comprise of properties that are held for a currently undetermined future use, for capital appreciation or to earn rentals. Investment Properties consist parcels of land and a condominium unit.

In 2023, a condominium unit owned by the Company located at Maybunga, Pasig City with a floor area of 30.10 square meters which was previously used as an office was reclassified into investment property as such unit is now held for rental.

Decrease in Accounts Payable and Accrued Expenses – 9.521%

December 31, 2025	December 31, 2024	Increase/(Decrease)
9,904,678	10,946,948	(1,042,270)

The decrease in Accounts Payable and Accrued Expenses is mainly due to the decrease in customers' advances and deposits on the sale of Sta. Rosa Homes' housing units and decrease in accounts payable to contractors and suppliers of goods and services.

Customers' advances pertain to funding from buyers of real estate for future application against transfer and registration fees and other taxes to be incurred upon transfer of properties to the buyer.

Customers' deposits represent collections from the buyers which have not reached the minimum required percentage of collections. These deposits will be recognized as revenue when the required percentage of collection is met.

Increase in Accrued Retirement Liability – 1.177%

December 31, 2025	December 31, 2024	Increase/(Decrease)
13,359,352	13,203,896	155,456

The net increase in Accrued Retirement Liability is mainly due to the accrual of retirement benefits and payment of retirement expense for the year 2025.

Accrued Retirement Liability pertains to the accrual of retirement benefits as required by the provisions of RA No. 7641 (Retirement Law). Under RA 7641, the Company is required to provide minimum retirement benefits to qualified employees.

Revenues and Expenses

Increase in Revenues – 12.456%

December 31, 2025	December 31, 2024	Increase/(Decrease)
38,266,748	34,028,273	4,238,475

The net increase in Revenues is mainly due to the increase in investment and other income and decrease in real estate sales of housing units in the Company's Sta. Rosa Homes housing project located in Sta. Rosa, Nueva Ecija and condominium units at The Wellington Courtyard, Tagaytay City, a joint venture project with RLC.

Decrease in Cost and Expenses – 4.131%

December 31, 2025	December 31, 2024	Increase/(Decrease)
34,550,864	36,039,512	(5,488,648)

The decrease in Cost and Expenses is mainly due to the decrease in administrative expenses and selling expenses on real estate sales of housing units in the company's Sta. Rosa Homes housing project located in Sta. Rosa, Nueva Ecija.

There are no seasonal aspects that will have material effect on the Company's financial condition or results of operations.

For the Previous Year Ended December 31, 2024

Changes in Financial Condition and/or Results of Operations

(Comparative Balances for December 31, 2024 and December 31, 2023)

Total assets increased by 0.365% from PhP615.32Million as of December 31, 2023 to PhP617.57Million as of December 31, 2024. Total liabilities decreased by 2.792% from PhP24.84Million in 2023 to PhP24.15Million in 2024. Stockholders' Equity increased to PhP593.41Million as of December 31, 2024 from PhP590.48Million as of December 31, 2023.

Revenues for the year 2024 amounted to PhP34.03Million derived from real estate sales and investment and other income as compared to PhP27.39Million in 2023. Total cost and expenses amounted to PhP36.04Million and PhP47.04Million for the year 2024 and 2023, respectively. Net loss amounted to PhP2.01Million and PhP19.66Million for the year 2024 and 2023, respectively.

The top five (5) key performance ratios/indicators of the Company for the years ended December 31, 2024 and 2023 are as follows:

Financial Ratios:

Ratios	Formula	2024	2023
Current Ratio		39.641:1	34.845:1
	Current Assets/ Current Liabilities	<u>433,946,319</u> 10,946,948	<u>438,120,658</u> 12,573,119
Debt to Equity Ratio		0.041:1	0.042:1
	Total Liabilities/ Stockholders' Equity	<u>24,150,844</u> 593,415,495	<u>24,844,511</u> 590,476,734
Debt to Total Assets Ratio		0.039:1	0.040:1
	Total Liabilities/ Total Assets	<u>24,150,844</u> 617,566,339	<u>24,844,511</u> 615,321,245
Book Value Per Share		PhP0.565	PhP0.562
	Stockholders' Equity/ Total No. Shares	<u>593,415,495</u> 1,050,461,673	<u>590,476,734</u> 1,050,461,673
Earnings/(Loss) Per Share		(PhP.00191)	(PhP.01871)
	Net Income/ (Loss) Weighted Average Shares	<u>(2,011,239)</u> 1,050,461,673	<u>(19,657,131)</u> 1,050,461,673

Causes for Material Changes in the Financial Statements

Balance Sheet (Financial Position) Accounts

Decrease in Cash and Cash Equivalents - 0.400%

December 31, 2024	December 31, 2023	Increase/(Decrease)
289,456,547	290,619,543	(1,162,996)

Cash accounts with banks generally earn interest at rates based on prevailing bank deposit rates. Short-term placements can be pre-terminated at any time and have average interest rates ranging from 0.0625% to 6.25% and 0.10% to 6.38% per annum in 2024 and 2023, respectively.

Increase in Financial Assets at Fair Value through Profit or Loss – 7.638%

December 31, 2024	December 31, 2023	Increase/(Decrease)
49,378,735	45,874,820	3,503,915

The Company's financial assets at fair value through profit or loss consist of shares of stocks of publicly listed companies which are classified as held for trading.

The Company recognized fair value gain (loss) for the years ended December 31, 2024 and 2023 of PhP5,565,857 and (PhP12,767,419), respectively. The Company also disposed certain shares of stock which resulted to a net gain of PhP949,558 and PhP2,247,636 in 2024 and 2023, respectively.

Dividend income earned on these investments amounted to PhP2,793,235 and PhP2,622,062 in 2024 and 2023, respectively.

Decrease in Receivables - Net - 19.431%

December 31, 2024	December 31, 2023	Increase/(Decrease)
19,650,145	24,389,066	(4,738,921)

The net decrease in Receivables is mainly due to the decrease in receivables on installment sales contract on the sale of Sta. Rosa Homes housing units and increase in receivable from HDMF (Pag-IBIG Fund).

Installment contracts receivable on the sale of house and lots which pertains to Sta. Rosa Homes project are collectible in monthly installments for periods ranging from 3 to 7 years and bear an interest rate of 21% per annum computed on the diminishing balance, portion of which are covered with postdated checks.

For the years ended December 31, 2024 and 2023, interest income on these installment accounts amounted to PhP2.54Million and PhP1.88Million, respectively.

Due from HDMF (Pag-IBIG Fund) represents portion of take-out proceeds on sale of real estate properties that were withheld in accordance with financing agreement with Home Development Mutual Fund.

Decrease in Real Estate for Sale - 2.688%

December 31, 2024	December 31, 2023	Increase/(Decrease)
70,669,535	72,621,453	(1,951,918)

Real estate for sale, which is carried at cost, principally pertains to cost of raw land, property developments and other expenses related to construction and development of subdivision and condominium units. Construction and development costs include the cost of materials, labor and other related costs.

In 2023, Management has determined that certain parcels of land in Urdaneta City with a total area of 21.85 hectares will be developed into a low and medium cost residential and commercial subdivision. In view thereof, these parcels of land with a carrying value of PhP60,608,103 were reclassified out of investment property to real estate for sale classification.

Increase in Prepayments and Other Current Assets – 3.804%

December 31, 2024	December 31, 2023	Increase/(Decrease)
4,791,357	4,615,776	175,581

The increase in Prepayments and Other Current Assets is mainly due to the increase in prepaid taxes.

Prepaid taxes consist of creditable withholding taxes at source.

Input value added tax represents the 12% Value Added Tax (VAT) on purchases of goods and services.

Decrease in Installment Contract Receivable – net of current portion - 25.370%

December 31, 2024	December 31, 2023	Increase/(Decrease)
9,074,502	12,159,402	(3,084,900)

The decrease in Installment Contract Receivable represents the decrease in the non-current portion of installment contract receivable on the sale of housing units in the Company's Sta. Rosa Homes' project.

Increase in Financial Assets at Fair Value Through Other Comprehensive Income (FVOCI) – 13.029%

December 31, 2024	December 31, 2023	Increase/(Decrease)
42,942,090	37,992,090	4,950,000

Financial assets at fair value through other comprehensive income (FVOCI) increased from PhP37.99Million in 2023 to PhP42.94Million in 2024 mainly due to the increase in fair value of quoted equity investments which consist of golf club shares in Manila Southwoods and Tagaytay Midlands.

Unquoted equity investments comprise of equity interest in Macawiwili Gold Mining and Development Co., Inc and Simple Agreement for Future Equity (SAFE) investment in Crown Technologies Holding Pte. Ltd., a private limited company incorporated in Singapore.

SAFE is an instrument allowing the Company a future right to subscribe to shares of stock of the issuer for an undetermined price. The conversion of the instrument to shares of stock will occur after the 12-month period from the date of purchase at prevailing market valuation. In the event that the SAFE agreement is terminated prior to conversion date, the Company is entitled for full refund plus interest of 8%. As of December 31, 2024, the instrument is classified as financial instrument at FVOCI.

Increase in Property and Equipment – Net – 108.362%

December 31, 2024	December 31, 2023	Increase/(Decrease)
8,942,782	4,291,949	4,650,833

The net increase in Property and Equipment is mainly due to the acquisition of a Company vehicle and provision for depreciation for the year 2024.

In 2023, a condominium unit with carrying value of PhP1,487,708 was reclassified to investment property classification as this property is now held to earn rental.

Decrease in Investment Properties - 0.090%

December 31, 2024	December 31, 2023	Increase/(Decrease)
107,564,130	107,660,630	(96,500)

In 2023, Management has determined that certain parcels of land in Urdaneta City with a total area of 21.85 hectares will be developed into a low and medium cost residential and commercial subdivision. In view thereof, these parcels of land with a carrying value of PhP60,608,130 were reclassified out of investment property to real estate for sale classification.

During 2023, a condominium unit owned by the Company located at Maybunga, Pasig City with a floor area of 30.10 square meters which was previously used as an office was reclassified into investment property as such unit is now held for rental.

Decrease in Accounts Payable and Accrued Expenses – 12.934%

December 31, 2024	December 31, 2023	Increase/(Decrease)
10,946,948	12,573,119	(1,626,171)

The decrease in Accounts Payable and Accrued Expenses is mainly due to the decrease in customers' advances and deposits on the sale of Sta.Rosa Homes' housing units.

Customers' advances pertain to funding from buyers of real estate for future application against transfer and registration fees and other taxes to be incurred upon transfer of properties to the buyer.

Customers' deposits represent collections from the buyers which have not reached the minimum required percentage of collections. These deposits will be recognized as revenue when the required percentage of collection is met.

Accounts payable comprise of amounts due to contractors and suppliers of goods and services.

Accrued taxes and other liabilities include deferred output tax and withholding taxes payable.

Increase in Accrued Retirement Liability – 7.599%

December 31, 2024	December 31, 2023	Increase/(Decrease)
13,203,896	12,271,392	932,504

The increase in Accrued Retirement Liability is mainly due to the accrual of retirement benefits for the year 2024.

Accrued Retirement Liability pertains to the accrual of retirement benefits as required by the provisions of RA No. 7641 (Retirement Law). Under RA 7641, the Company is required to provide minimum retirement benefits to qualified employees.

Revenues and Expenses

Increase in Revenues – 24.248%

December 31, 2024	December 31, 2023	Increase/(Decrease)
34,028,273	27,387,282	6,640,991

The net increase in Revenues is mainly due to the increase in investment and other income and decrease in real estate sales of housing units in the Company's Sta. Rosa Homes housing project located in Sta. Rosa, Nueva Ecija and condominium units at The Wellington Courtyard, Tagaytay City, a joint venture project with RLC.

Decrease in Cost and Expenses – 23.393%

December 31, 2024	December 31, 2023	Increase/(Decrease)
-------------------	-------------------	---------------------

36,039,512	47,044,413	(11,004,901)
------------	------------	--------------

The decrease in Cost and Expenses is mainly due to the decrease in cost of real estate sales of housing units in the company's Sta. Rosa Homes housing project located in Sta. Rosa, Nueva Ecija and administrative expenses.

For the Prior Year Ended December 31, 2023

Changes in Financial Condition and/or Results of Operations

(Comparative Balances for December 31, 2023 and December 31, 2022)

Total assets decreased by 2.913% from PhP633.79Million as of December 31, 2022 to PhP615.32Million as of December 31, 2023. Total liabilities decreased by 4.451% from PhP26.00Million in 2022 to PhP24.84Million in 2023. Stockholders' Equity decreased to PhP590.48Million as of December 31, 2023 from PhP607.78Million as of December 31, 2022.

Revenues for the year 2023 amounted to PhP27.39Million derived from real estate sales and investment and other income as compared to PhP50.49Million in 2022. Total cost and expenses amounted to PhP47.04Million and PhP62.73Million for the year 2023 and 2022, respectively. Net loss amounted to PhP19.66Million and PhP12.24Million for the year 2023 and 2022, respectively.

The top five (5) key performance ratios/indicators of the Company for the years ended December 31, 2023 and 2022 are as follows:

Financial Ratios:

Ratios	Formula	2023	2022
Current Ratio		34.845:1	29.976:1
	Current Assets/ Current Liabilities	<u>438,120,658</u> 12,573,119	<u>426,225,567</u> 14,219,051
Debt to Equity Ratio		0.042:1	0.043:1
	Total Liabilities/ Stockholders' Equity	<u>24,844,511</u> 590,476,734	<u>26,001,781</u> 607,783,865
Debt to Total Assets Ratio		0.040:1	0.041:1
	Total Liabilities/ Total Assets	<u>24,844,511</u> 615,321,245	<u>26,001,781</u> 633,785,646
Book Value Per Share		PhP0.562	PhP0.579
	Stockholders' Equity/ Total No. Shares	<u>590,476,734</u> 1,050,461,673	<u>607,783,865</u> 1,050,461,673
Earnings/(Loss) Per Share		(PhP.01871)	(PhP.0117)
	Net Income/ (Loss) Weighted Average Shares	<u>(19,657,131)</u> 1,050,461,673	<u>(12,241,994)</u> 1,050,461,673

Causes for Material Changes in the Financial Statements

Balance Sheet (Financial Position) Accounts

Decrease in Cash and Cash Equivalentents - 3.243%

December 31, 2023	December 31, 2022	Increase/(Decrease)
290,619,543	300,361,359	(9,741,816)

The net decrease in Cash and Cash Equivalents is mainly due to the Company's investment in Crown Technologies Inc., disbursements for development costs on the Company's Sta. Rosa Homes project and operating expenses which was partially offset by the proceeds from the sale of Sta. Rosa Homes housing units, interest income on deposits/placements with banks and dividend income.

Cash accounts with banks generally earn interest at rates based on prevailing bank deposit rates. Short-term placements can be pre-terminated at any time and have average interest rates ranging from 0.10% to 6.38% and 0.10% to 6.00% per annum in 2023 and 2022, respectively.

Decrease in Financial Assets at Fair Value through Profit or Loss – 37.72%

December 31, 2023	December 31, 2022	Increase/(Decrease)
45,874,820	73,654,707	(27,779,887)

The Company's financial assets at fair value through profit or loss consist of shares of stocks of publicly listed companies which are classified as held for trading.

The Company recognized fair value loss of P12,767,419 and P9,114,309 in 2023 and 2022, respectively. The Company also disposed certain shares of stock which resulted to a net gain of P2,247,636 and P58,838 in 2023 and 2022, respectively.

Dividend income earned on these investments amounted to P2,622,062 and P2,528,855 in 2023 and 2022, respectively.

Decrease in Receivables - Net - 28.932%

December 31, 2023	December 31, 2022	Increase/(Decrease)
24,389,066	34,317,962	(9,928,896)

The net decrease in Receivables is mainly due to the decrease in receivables on installment sales contract on the sale of Sta. Rosa Homes housing units and receivable from HDMF (Pag-IBIG Fund).

Installment contracts receivable on the sale of house and lots which pertains to Sta. Rosa Homes project are collectible in monthly installments for periods ranging from 3 to 7 years and bear an interest rate of 21% per annum computed on the diminishing balance, portion of which are covered with postdated checks.

For the years ended December 31, 2023 and 2022, interest income on installment accounts amounted to PhP1.88Million and PhP1.38Million, respectively.

Due from HDMF (Pag-IBIG Fund) represents portion of take-out proceeds on sale of real estate properties that were withheld in accordance with financing agreement with Home Development Mutual Fund.

Increase in Real Estate for Sale - 403.572%

December 31, 2023	December 31, 2022	Increase/(Decrease)
72,621,453	14,421,256	58,200,197

Real estate for sale, which is carried at cost, principally pertains to cost of raw land, property developments and other expenses related to construction and development of subdivision and condominium units. Construction and development costs include the cost of materials, labor and other related costs.

In 2023, Management has determined that certain parcels of land in Urdaneta City with a total area of 21.85 hectares will be developed into a low and medium cost residential and commercial subdivision. In view thereof, these parcels of land with a carrying value of P48,868,370 were reclassified out of investment property to real estate for sale classification.

Increase in Prepayments and Other Current Assets – 33.009%

December 31, 2023	December 31, 2022	Increase/(Decrease)
4,615,776	3,470,283	1,145,493

The increase in Prepayments and Other Current Assets is mainly due to the increase prepaid taxes and input value added tax.

Prepaid taxes consist of creditable withholding taxes at source.

Input value added tax represents the 12% Value Added Tax (VAT) on purchases of goods and services.

Decrease in Installment Contract Receivable – net of current portion - 19.204%

December 31, 2023	December 31, 2022	Increase/(Decrease)
12,159,402	15,049,531	(2,890,129)

The decrease in Installment Contract Receivable represents the decrease in the non-current portion of installment contract receivable on the sale of housing units in the Company's Sta. Rosa Homes' project.

Increase in Financial Assets at Fair Value Through Other Comprehensive Income (FVOCI) – 384.773%

December 31, 2023	December 31, 2022	Increase/(Decrease)
37,992,090	7,837,090	30,155,000

Financial assets at fair value through other comprehensive income (FVOCI) increased from PhP7.88Million in 2022 to PhP37.99Million in 2023.

Unquoted equity investments comprise of equity interest in Macawiwili Gold Mining and Development Co., Inc and Simple Agreement for Future Equity (SAFE) investment in Crown Technologies Holding Pte. Ltd., a private limited company incorporated in Singapore.

SAFE is an instrument allowing the Company a future right to subscribe to shares of stock of the issuer for an undetermined price. The conversion of the instrument to shares of stock will occur after the 12-month period from the date of purchase at prevailing market valuation. In the event that the SAFE agreement is terminated prior to conversion date, the Company is entitled for full refund plus interest of 8%. As of December 31, 2023, the instrument is classified as financial instrument at FVOCI.

Other Financial Assets consist of golf club shares in Manila Southwoods and Tagaytay Midlands.

Increase in Property and Equipment – Net – 53.508%

December 31, 2023	December 31, 2022	Increase/(Decrease)
4,291,949	2,795,917	1,496,032

The net increase in Property and Equipment is mainly due to the acquisition of a Company vehicle and provision for depreciation for the year 2023.

In 2023, a condominium unit with carrying value of P1,487,708 was reclassified to investment property classification as this property is now held to earn rental.

Decrease in Investment Properties - 35.448%

December 31, 2023	December 31, 2022	Increase/(Decrease)
107,660,630	166,781,025	(59,120,395)

In 2023, Management has determined that certain parcels of land in Urdaneta City with a total area of 21.85 hectares will be developed into a low and medium cost residential and commercial subdivision. In view thereof, these parcels of land with a carrying value of P48,868,370 were reclassified out of investment property to real estate for sale classification.

During 2023, a condominium unit owned by the Company located at Maybunga, Pasig City with a floor area of 30.10 square meters which was previously used as an office was reclassified into investment property as such unit is now held for rental.

Decrease in Accounts Payable and Accrued Expenses – 11.576%

December 31, 2023	December 31, 2022	Increase/(Decrease)
12,573,119	14,219,051	(1,645,932)

The decrease in Accounts Payable and Accrued Expenses is mainly due to the decrease in customers' advances and deposits on the sale of Sta.Rosa Homes' housing units wherein the buyers' deposits were recognized as accounts payable and the decrease in Accrued Taxes and Other Liabilities.

Customers' advances pertain to funding from buyers of real estate for future application against transfer and registration fees and other taxes to be incurred upon transfer of properties to the buyer.

Customers' deposits represent collections from the buyers which have not reached the minimum required percentage of collections. These deposits will be recognized as revenue when the required percentage of collection is met.

Accrued taxes and other liabilities include deferred output tax and withholding taxes payable.

Increase in Accrued Retirement Liability – 4.147%

December 31, 2023	December 31, 2022	Increase/(Decrease)
12,271,392	11,782,730	488,662

The net increase in Accrued Retirement Liability is mainly due to the accrual of retirement benefits and payment of retirement expense for the year 2023.

Accrued Retirement Liability pertains to the accrual of retirement benefits as required by the provisions of RA No. 7641 (Retirement Law). Under RA 7641, the Company is required to provide minimum retirement benefits to qualified employees.

Revenues and Expenses

Decrease in Revenues – 45.753%

December 31, 2023	December 31, 2022	Increase/(Decrease)
27,387,282	50,486,392	(23,099,110)

The net decrease in Revenues is mainly due to the decrease in real estate sales of housing units in the Company's Sta. Rosa Homes housing project located in Sta. Rosa, Nueva Ecija and condominium units at The Wellington Courtyard, Tagaytay City, a joint venture project with RLC.

Decrease in Cost and Expenses – 25.003%

December 31, 2023	December 31, 2022	Increase/(Decrease)
47,044,413	62,728,386	(15,683,973)

The decrease in Cost and Expenses is mainly due to the decrease in cost of real estate sales of housing units in the company's Sta. Rosa Homes housing project located in Sta. Rosa, Nueva Ecija.

STATUS AND PLAN OF OPERATION

The Company's main business activities are mining exploration and property development. The Company is licensed to operate, prospect, mine, and deal with all kinds of ores, metals and minerals. The Company is also engaged in the business of real estate development.

The mining exploration segment was previously engaged in the exploration activities of mine site while the property development segment is presently engaged in the marketing and sale of real estate and evaluation of future development of other real estate properties.

The Company's businesses are organized and managed separately according to the nature of products provided, with each segment representing a strategic business unit that offers different products and serves different markets. The Company's business is segregated into mining exploration and property development.

MINING EXPLORATION SEGMENT

Omico-Macawiwili Mining Project

The Company previously held a mining agreement with Macawiwili to operate and mine on several claim blocks located within the Baguio Gold District, in the municipality of Itogon, Benguet. The agreement which was signed on September 30, 1968 and extended on January 10, 1996 is effective until January 10, 2021. On August 29, 2012, the Company executed a Termination of Mining Agreement with Macawiwili wherein the Company is relinquishing all its rights and obligations under the mining agreement including the MPSA. With this Agreement, the Company has given the reins in managing the project to Macawiwili but remains an active minority investor in the venture.

Philex Mining Corporation ("Philex") has made an Offer for an option to acquire controlling interest of the issued and outstanding capital stock in Macawiwili from the Macawiwili shareholders subject to the provisions of the Philex' Offer as embodied in a Philex' letter addressed to the Macawiwili shareholders.

Omico has 33,709,009 shares in Macawiwili or 2.2863% of Macawiwili's total issued and outstanding shares of 1,474,412,521 with a par value of PhP0.01 per share. Omico, as a minority shareholder, shall cooperate with Macawiwili and will abide by the decision of the majority of the Macawiwili shareholders regarding Philex' Offer.

Management decided to terminate the mining agreement with Macawiwili because Management would like to focus on other mining prospects/projects.

The Company is still interested in investing in mining and is scouting for other mining projects to explore, manage, operate or invest either solely or in partnership with other entities.

PROPERTY DEVELOPMENT SEGMENT

Completed Project – Sta. Rosa Homes, Sta. Rosa, Nueva Ecija

In December 2005, the Company launched the Sta. Rosa Homes project located in Bgy. Lourdes, Sta. Rosa, Nueva Ecija which is a 14.8-hectare residential project. The Company has completed the Sta. Rosa Homes housing project which comprise of 1,206 housing units with a balanced mix of single detached, single attached, duplex and rowhouse. The project has complete community facilities which include underground drainage system, water and electrical distribution system, concrete road network, a clubhouse, parks and playgrounds. The Company is presently engaged in the marketing and selling of the remaining housing units and the financing options available to buyers are Pag-Ibig and In-House financing.

As of December 31, 2025, the carrying value of the Sta. Rosa Homes project representing site acquisition cost, housing unit construction, initial land development costs, land use conversion expenses, permits and licenses, net of housing units sold, amounted to Php4.79Million.

As of December 31, 2025, the Company sold or received reservation payments for 1,195 units, 704 units through Pag-Ibig housing scheme and 491 units through in-house financing. The total sales contract amount of the 1,195 units is Php632.02Million. As of December 31, 2025, total collections on the sale of housing units amounted to Php600.99Million including HDMF loan takeout proceeds amounting to Php340.74Million.

The Company is an accredited developer in the Expanded Housing Loan Program of the Home Development Mutual Fund (commonly known as Pag-Ibig Fund). On April 24, 2006, the Company was granted by the Board of Investments (BOI) a certificate of registration as a “New Developer of Mass Housing Project” for the Company’s Sta. Rosa Homes project. As registrant, the Company is entitled to Income Tax Holiday (ITH) for a period of four (4) years from June 2006. The ITH expired in May 2010.

Joint Venture Project – Tagaytay City Property

On December 21, 2006, the Company entered into a Joint Venture Agreement with Robinsons Land Corporation (“RLC”), as the Developer, whereby the Company contributed three (3) parcels of land located in Tagaytay City with approximate land area of 9,372 square meters. RLC will develop a high density two-phase residential subdivision, consisting of five (5) 5-storey residential condominium buildings. Under the agreement, the Company and the Developer shall share in the development of Phase 1, consisting of 2 Medium Rise Buildings with a land area of 2,606 square meters, by dividing the saleable floor area of the Phase 1 between them, hence, the Company will be entitled to a saleable floor area of 485.04 square meters equivalent to 9 units. The development of Phase 2, consisting of 3 Medium Rise Buildings with a land area of 4,028 square meters, shall also be undertaken by the Developer.

On May 14, 2009, the Company signed the Addendum to the Joint Venture Agreement with RLC for the development of Phase 2. The Company will be entitled to a saleable floor area of 801.19 square meters which is equivalent to 16 units.

The residential project, which is located at the corner of Mahogany Avenue and Mayor’s Drive, is named The Wellington Courtyard (“TWC”). As per RLC’s development plan, the project has a country-inspired courtyard community with amenities like a main swimming pool, a reflecting pool and wading pool, and a multipurpose open court sprawled at the center for sports and special events. Each of the five (5) buildings has a western style design. RLC has already accomplished 100% of the construction of Building A and B of Phase 1, Building C, D and E of Phase 2 and site development and amenities.

The carrying values of the property contributed, which pertains to parcels of land net of the cost of condominium units sold, amounted to Php2.84Million as of December 31, 2025. The Company expects to generate Php86.03Million from the sale of the Company’s share of condominium units in Phase 1 (9 units) and Phase 2 (16 units). The development of Phase 3 or the commercial strip, which will be located in front of the residential project, shall be undertaken by the Company. RLC will have no share in Phase 3.

As of December 31, 2025, twenty four (24) condominium units out of the total allocation of twenty five (25) units have already been sold under RLC's regular financing or lease-to-own program with a total selling price of PhP82.40Million of which PhP80.94Million were collected and remitted by RLC to the Company.

On March 9, 2018, the Company entered into a Termination Agreement of the Joint Venture Agreement wherein RLC shall continue to manage the six (6) remaining condominium units enrolled under the Lease-to-Own Program of RLC. On March 16, 2018, the Company entered into a Memorandum Agreement with RLC for compensation for the excess developed area in the JV project estimated at PhP767,000 wherein RLC assigned to the Company Parking Slot No. 14 in Building C of the TWC, with a current market value of PhP1.00Million, and waived payment of prior years' real property taxes amounting to PhP96,128.26.

Ongoing Project – Urdaneta Property, Pangasinan

On August 30, 2022, Omico Corporation has executed a Rescission of the Memorandum of Agreement (MOA) on Property Development executed by Omico with Sta. Lucia Realty and Development Inc. ("SLRDI") on April 19, 2005 for the development of the Corporation's real properties with an aggregate area of more or less 23.25 hectares located in Pinmaludpod, Urdaneta, Pangasinan into a residential and/or commercial subdivision.

The MOA on Property Development executed on April 19, 2005 by Omico (as Landowner) with SLRDI (as Developer) provided for the development by SLRDI of the real properties of Omico with an aggregate area of more or less 23.25 hectares located in Pinmaludpod, Urdaneta, Pangasinan into a residential and/or commercial subdivision. As provided in the MOA for the development by SLRDI of the real properties of Omico, SLRDI shall be entitled to 55% of the developed saleable lots while the remaining 45% shall be retained by and remain with Omico. The other provisions in the MOA, include, among others, that expenses for the transfer of titles to SLRDI, as Developer, shall be for its account, including capital gains tax, documentary stamps, and VAT, if any. The saleable area pertaining to the parties shall be distributed by alternating two (2) or three (3) lots until the agreed distribution ratio of 55%/45% shall be achieved. In the aforementioned distribution, the percentages shall apply to the areas in square meters of the said developed saleable lots and not to the mere numbers of such lots. The "developed saleable lots" is understood to mean all lots remaining after deducting thirty percent (30%), more or less, from the total land area to be devoted to roads and open spaces as required by law. SLRDI, as the Developer, shall endeavor to maximize the saleable area to close to seventy percent (70%) of the project area.

Upon mutual agreement, Omico and SLRDI decided to rescind the originally executed MOA and hereby agreed to revoke, rescind, and declare of no force and effect the above-mentioned MOA with respect to the aforementioned properties of Omico. The rescission of the MOA shall take effect and to be enforced when duly executed. The decision made by both parties is to focus on their skills and resources on their respective real estate projects. With regards to Omico, it will be an opportune time to enhance Omico's capability to develop its real properties on its own, increase its revenues and maximize investor return.

The projected development of Omico's real properties is expected to be sourced from its cash reserves and internally-generated funds from collections on the sale of housing units in Omico's Sta. Rosa Homes Project which is located in Sta. Rosa, Nueva Ecija.

The carrying amount of property contributed, which pertains to the parcel of land, amounted to PhP60.61Million as of December 31, 2025.

On April 16, 2013, the Company filed the application for DAR Land Use Conversion ("DAR LUC") for 4.68hectares which was approved by DAR on August 22, 2013 as per DARRO Conversion Order No. 08-2013-238. On May 17, 2017, the Company filed the application for DAR LUC from agricultural to residential use for 17.17hectares which was approved by DAR on April 04, 2019, as per DARCO Order No. CON-1904-1372 Series of 2019. With this development, Omico, has decided to merge the development of the 4.68 and 17.17hectares Urdaneta property into one project, however, the Covid-19 pandemic occurred thus disrupting Omico's development plans.

After over three years, the country is no longer under the state of public health emergency due to COVID-19, following a proclamation issued by President Ferdinand Marcos Jr. in July 2023. With this recent development and in view of the issuance of the DAR LUC from agricultural to residential for the Company's Urdaneta City properties with an aggregate area of 21.8545 hectares, Management has decided to pursue the Company's planned development of this property located in Brgy. Pinmaludpod, Urdaneta City,

The name for the Urdaneta City project will be “Urdaneta Heights.” There is ongoing market research of the project in comparison with the other subdivision projects located in Urdaneta City. The subdivision plans for the commercial and residential area for the project have been completed. The requirements for the filing of locational clearance at the Urdaneta City Planning and Development Office (“CPDO”) and fencing permit with the Urdaneta City Building Official are being processed. The site development plans have already been submitted to the CPDO and the Department of Human Settlements and Urban Development (“DHSUD” formerly HLURB) for evaluation and comments based on their requirements. Rendering of detailed engineering plans will be prepared to finalize the subdivision project. The requirements for the application of the Development Permit for submission to the Sangguniang Bayan of Urdaneta City are also being processed. The Company has hired security personnel to guard the property. The Company may choose to hire subcontractors for the project’s site development and house construction instead of in-house project development. The Company has already received the Barangay Clearance for the application for water service with Prime Water and also the Barangay Clearance for the application for electrical permit with Pangasinan Electric Cooperative (PANELCO).

Proposed Project – Baguio Homes, Bgy. Banangan, Sablan, Benguet

The Company is considering the development of one (1) of the two (2) investment properties located in Brgy. Banangan, Municipality of Sablan, Province of Benguet. The project will be called Baguio Homes and has an area of 6.6217 hectares located on the slopes of mountainside terrain with the majestic view of the Cordilleras. The average sloping terrain is about 18% making the area ideal for a housing project. The project is designed to cater to the low-cost housing needs of Metro Baguio. When completed, it will comprise a neighborhood of one hundred sixty (160) units of socialized houses and two hundred fifty three (253) units of single attached houses. The land had already been converted in the local level from agricultural to residential use.

The project will have complete community facilities which include concrete road network, underground and open canal drainage system, water and electrical distribution system, a clubhouse, parks and playgrounds. As of December 31, 2025, the Company had already infused in the Baguio Homes project a total amount of PhP16.37Million for land acquisition, maintenance, permits and licenses.

Other Investment Properties

Pasong Tamo, Makati Property

The Company is the registered owner of two (2) parcels of land located at the corner of Pasong Tamo Extension and EDSA, Makati City, evidenced by TCT Nos. 206902 and 203760 of the Registry of Deeds for Makati City. These properties were sold by the Guevent Investments and Development Corporation (GIDC) and Honeycomb Builders Inc. (HBI) to the Company. These two properties were separated by a property owned by GIDC and HBI situated between them, indicating an intent by the parties to have these parcels of land developed together with the properties of GIDC and HBI. The parties thus entered into a Joint Venture Agreement (“JVA”) in 1995 for the purpose. However, events that were not foreseen and beyond the control of the Company, including the 1997 Asian Financial Crisis, prevented the implementation of the JVA. This resulted in disputes between the parties to the JVA. GIDC threatened a civil suit demanding damages in the hundreds of millions. However, the company resisted the demand and threat and instead started negotiations for amicable settlement with GIDC. Thereafter, GIDC and HBI rescinded the JVA in 2008 and said rescission led to the filing of criminal cases against officers of the Company. However, negotiations for settlement continued between the parties. After several negotiations variously conducted spanning over a decade, the parties have come to an agreement that they must end their long-drawn dispute amicably and withdraw all cases that have been filed or initiated by GIDC and HBI against the officers of the Company. As a necessary consequence of the desire of the parties to settle their differences, the Company has agreed to sell back the subject properties upon terms mutually acceptable to both parties.

On June 10, 2017, the Company entered into a Memorandum of Agreement (MOA) and a Deed of Absolute Sale each for each of the two parcels of land, with GIDC and HBI for the sell back of the Company’s two (2) parcels of land located at the corner of Pasong Tamo Extension and EDSA, Makati City, with TCT Nos. 203760 and 206902 of the Registry of Deeds of Makati City in favor GIDC and HBI for PhP177.0Million wherein the first tranche of PhP88.50Million was received in June 2017 and second tranche of PhP88.50Million in July 2017. The Company recognized a gain of PhP37.20Million from the sale transaction. The sell back is the

culmination of years of negotiations to settle the disputes over the Joint Venture Agreement to develop the properties, among the parties, and free the investment of Omico Corporation for other projects.

Omico Pine Villas - Haddad Property, Sablan, Benguet

This property, which is situated in Bgy. Banangan, Municipality of Sablan, Province of Benguet with an area of 66,846 square meters, has a spectacular view of the Cordilleras, and as far away as Lingayen Gulf, the beaches of La Union and the South China Sea. The Haddad Property is being planned as an upscale vacation and residential community in Metro Baguio and will be named the Omico Pine Villas. The Company had commissioned Belt Collins Hawaii, a design firm based in Honolulu, in the design of the master plan of the Omico Pine Villas. The property had been granted by the DENR – Cordillera Administrative Region the ECC from agricultural to residential/commercial purposes. The carrying value of the Haddad Property in the books of the Company as of December 31, 2025 is PhP37.03Million.

Cabanatuan Property

This property, which is situated in Barangay Mayapyap Sur, Cabanatuan City, Nueva Ecija and located along the Maharlika National Highway, has an area of 42,333 square meters. The property has been re-classified as residential area by the City Government of Cabanatuan. Development plans are being formulated for the property and it is beamed at the middle-income residential market. The carrying value of the Cabanatuan Property in the books of the Company as of December 31, 2025 is PhP19.20Million.

Sablan, Benguet – Belmonte Property

This property, which is situated in Dackes, Bgy. Banangan, Municipality of Sablan, Province of Benguet and located along Naguilian Road, Baguio City has an area of 23,624 square meters. The carrying value of the Belmonte Property in the books of the Company as of December 31, 2025 is PhP3.10Million.

Tagaytay City Property

The Tagaytay Property which is situated in Barangay Kaybagal South, Tagaytay City has an area of 2,479 square meters. This property is located in front of The Wellington Courtyard residential condominium project, a joint venture project of the Company with RLC. The Company plans to build in this area a low-rise building with 5 floors, with commercial area at the ground floor and hotel and Airbnb rooms at the second to fifth floors. The carrying value of the Tagaytay Property in the books of the Company as of December 31, 2025 is PhP12.12Million.

Condominium Unit at Solare – Capri Oasis, Pasig City

This office condominium unit with an area of 30.10 square meters is located at Solare Building – Capri Oasis, Dr. Sixto Antonio Ave., Maybunga, Pasig City, which is the subject of a lease agreement with Thermolab Technologies Corporation for the lease period April 1, 2024 up to March 31, 2026. The carrying value of this condominium unit as of December 31, 2025 is PhP1.29Million.

Item 7. FINANCIAL STATEMENTS

Please refer to the attached audited financial statements and schedules listed in the accompanying Index to Supplementary Schedules (under SEC Rule 68, as amended 2011).

Item 8. CHANGES IN AND DISAGREEMENTS WITH ACCOUNTANTS ON ACCOUNTING AND FINANCIAL DISCLOSURE

In April 2006, R. R. Tan & Associates, CPAs was designated by the Board as the independent public accountant.

No independent accountant previously engaged by the Company has resigned or has declined to stand for re-election or was dismissed or otherwise ceased performing services.

R. R. Tan & Associates, CPAs with business address at U-1705 Antel Global Corporate Center, Julia Vargas Avenue, Ortigas Center, Pasig City is being recommended for re-election at the annual stockholders' meeting to be held for the year 2026.

The representatives of R. R. Tan & Associates are expected to be present at the meeting and they will have the opportunity to make a statement if they desire to do so and such representatives are expected to be available to respond to appropriate questions.

The Company has no disagreement with R. R. Tan & Associates on any matter relating to accounting principles or practices, financial statement disclosure, or auditing scope or procedure.

Pursuant to the General Requirements of SRC Rule 68, Section 3.b.iv (Qualifications of Independent Auditors), the external auditors shall be rotated every after five (5) years of engagement. In case of a firm, the signing partner shall be rotated every after said period. The Company is in compliance with SRC Rule 68, Section 3.b.iv.

R. R. Tan & Associates, CPAs has an existing and valid Certificate of Accreditation issued by the Securities and Exchange Commission ("SEC") on August 10, 2023 which is valid for five (5) years to engage in the audit of 2023 to 2027 financial statements of SEC covered institutions.

INFORMATION ON EXTERNAL AUDITOR

EXTERNAL AUDIT FEES (for the last two (2) fiscal years):

a) Audit and Audit-Related Fees	2025	2024
1) For the audit of the Company's annual financial statements or services that are normally provided by the external auditor in connection with statutory and regulatory filings or engagements for those fiscal years	PhP555,563	PhP529,107
2) For other assurance and related services by the external auditor that are reasonably related to the performance of the audit or review of the Company's financial statements.	-0-	-0-
b) Tax Fees		
For services for tax accounting compliance, advice, planning and any other form of tax services.	-0-	-0-
c) All other Fees		
For products and services rendered by the external auditor, other than the services reported under items (a) & (b) above.	-0-	-0-

d) The Audit Committee evaluates the performance of the external auditor and keeps under review the fees billed for the audit of the Company's financial statements.

PART III – CONTROL AND COMPENSATION INFORMATION

Item 9. DIRECTORS AND EXECUTIVE OFFICERS

Independent Directors

Name	Age	Citizenship	Position	Period Served
Ricardo R. Blancaflor	71	Filipino	Director	05.27.22-Present
Jason Paul P. Malajacan	44	Filipino	Director	05.27.22-Present

Messrs. Ricardo R. Blancaflor and Jason Paul P. Malajacan were elected to serve as independent directors, pursuant to Section 38 of the Securities Regulation Code and SRC Rule 38.1.

Directors

The Directors of the Company are elected at the annual meeting of stockholders to hold office until the next annual meeting and until each respective successor shall have been elected and qualified. Each Board member serves for a term of one year or until his successor is duly elected and qualified.

The following are the incumbent directors of the Company and their business experience for the past five (5) years.

Name	Age	Citizenship	Position	Period Served
Tommy Kin Hing Tia	62	Chinese	Chairman Co-Vice-Chairman President/CEO Treasurer/ CFO	May 2013 – Present May 2010 – May 2013 January 2001 – May 2010 October 1993 – January 2001
Anson Chua Tiu Co	56	Filipino	Vice-Chairman Director	May 2013 – Present November 2008 – May 2013
Anna Mei Nga Tia	61	Filipino	President/CEO Director – EVP	May 2010 – Present April 2004 – May 2010
Angel Severino Raul B. Ilagan, Jr.	62	Filipino	Director	May 2012 – Present
Timothy K. Tia	28	Filipino	Director	May 2022 – Present
Ricardo R. Blancaflor	71	Filipino	Independent Director	May 2022 – Present
Jason Paul P. Malajacan	44	Filipino	Independent Director	May 2022 – Present

Tommy Kin Hing Tia was elected as Chairman on May 31, 2013. He served as Co-Vice-Chairman from May 2010 up to May 2013 and was the President and Chief Executive Officer from January 2001 up to May 2010, after serving as Treasurer/CFO of the Company since 1993. He was formerly the Chairman of the Board of Federal Resources Investment Group Inc. (now LBC Express Holdings Inc.) from August 2007 up to April 2015. He has vast experience in equity market by serving as Managing Director of Angping & Associates Securities, Inc. until 1999. He was responsible for setting up branch’s network of Angping & Associates Securities, Inc. Mr. Tia graduated from the De La Salle University-Manila with a Bachelor’s degree in Computer Science.

Anson Chua Tiu Co was elected a Vice-Chairman on May 31, 2013. He joined the Board on November 07, 2008. Mr. Tiu Co has been the Vice President for Corporate Administration of San An Realty Development Corporation (Baguio City) since 2000, Head of the Human Resources Department of Coo YeeSan Hotel Plaza (Baguio City) since 2000 and General Manager of Shape Up Boxing and Fitness Gym (Baguio City) since 2003. He was the General Manager of Joffan Marketing (Pasay City) from 1995 to 2000 and General Manager

of Promark Marketing (Pasay City) from 1992 to 1995. He graduated from the El Camino College in Los Angeles, California, USA with a degree in Business Management. He also obtained a degree in International Business from the University of California in Los Angeles, California, USA.

Anna Mei Nga Tia was elected as President and Chief Executive Officer on May 29, 2010. She joined the Board on April 30, 2004 and served as Executive Vice President from April 2004 up to May 2010. She was formerly the President/CEO of Federal Resources Investment Group Inc. (now LBC Express Holdings Inc.) from August 2007 up to May 2015. She is the President of Hingson Food Products since 1994 and Chairman/President of Mcdolbee Commercial Corporation. She was formerly the Managing Director of Success Remittance (HK) Limited Inc. and General Manager of Hi Tech Appliances Center. Ms. Tia graduated from the Philippine School of Business Administration with a Bachelor's degree in Commerce major in Marketing.

Angel Severino Raul B. Ilagan, Jr., Director, joined the Board on May 25, 2012. He is the President/Director of Firmware Corporation, Ohana Property Holdings Corporation and Ramar Management Corporation; Director of Hosaku International Corp. and Pinoygolfer Media, Inc.; and Independent Director of Riviera Sports and Country Club, Inc. He is a Senior Partner of Bernas Law Offices. He graduated from Ateneo de Manila University with a degree in Bachelor of Science, Major in Legal Management and Bachelor of Laws and has a Masters in Entrepreneurship from the Asian Institute of Management.

Timothy K. Tia, Director, joined the Board on May 27, 2022. He is the President of Silicon Valley Computer Group Phils. Inc. since June 2023 up to present. He graduated from Ateneo de Manila University in May 2019 with a degree in Bachelor of Arts, Major in Management Economics.

Ricardo R. Blancaflor, Independent Director, joined the Board on May 27, 2022. He is an Of Counsel of Romulo, Buenaventura, Mabanta, Sayoc and Delos Santos Angeles Law Firm since January 2016 up to present. Atty. Blancaflor is a Fellow and Member of the Teaching Faculty of the Institute of Corporate Directors. He was formerly the Director General of Intellectual Property Office from March 2010 up to December 2014 and Undersecretary of the Department of Justice and National Defense from 2001 to 2005 and 2008 to 2009. He was also an Undersecretary of the Office of the President from 2006 to 2007. He graduated from Ateneo de Manila University with a Bachelor of Science Degree, Major in Economics and from Ateneo Law School with a Bachelor of Laws Degree.

Jason Paul P. Malajacan, Independent Director, joined the Board on May 27, 2022. He is the Senior Vice President of Artstream Hospitality Management Group Inc. from August 2023 to present. He was formerly the Senior Business Development Consultant of the Red Crab Group from March 2014 up to 2023 was formerly the Franchise Director of the Blackbeard's Seafood Island from April 2018 up to April 2021. He graduated from Informatics Computer Institute with a Diploma in Business Computing. He graduated from the Thames International Business School with a degree in Bachelor of Arts in Marketing.

Executive Officers

Officers are appointed or elected annually by the Board of Directors during its organizational meeting following the Annual Meeting of Stockholders, each to hold office until the corresponding meeting of the Board of Directors in the next year or until a successor shall have been elected, appointed or shall have qualified.

The incumbent executive officers of the Company are the following:

- | | |
|---------------------------------|---------------------------------|
| a) Tommy Kin Hing Tia | - Chairman |
| b) Anson Chua Tiu Co | - Vice Chairman |
| c) Anna Mei Nga Tia | - President/CEO |
| d) Emilio S. Teng | - Corporate Information Officer |
| e) Juana Lourdes M. Buyson | - Treasurer/Compliance Officer |
| f) Maria Elena F. Alqueza | - Corporate Secretary |
| g) Ma. Marry Janette M. Lescano | - Asst. Corporate Secretary |

Involvement in Certain Legal Proceedings

No director or executive officer was involved during the past five (5) years and as of the date of filing of this report in any conviction by final judgment in any criminal proceeding, any order, judgment or decree of any court of competent jurisdiction permanently or temporarily enjoining, barring, suspending or otherwise limiting their involvement in any type of business, securities, commodities or banking activities, or in any proceeding involving violation of securities or commodities laws or regulations.

IDENTIFY SIGNIFICANT EMPLOYEES

The Company considers the collective efforts of the Board of Directors and all of the Company's employees as instrumental to the Company's overall success.

FAMILY RELATIONSHIPS

Mr. Tommy Kin Hing Tia, Chairman, is the spouse of Ms. Anna Mei Nga Tia, President/CEO. Mr. Anson Chua Tiu Co, Vice Chairman, is the son of Mr. Co An, a principal stockholder of the Company. Mr. Timothy K. Tia, Director, is the son of Mr. Tommy Kin Hing Tia and Ms. Anna Mei Nga Tia. Except for said relationships, there are no other family relationships known to the Company.

PARENT COMPANY

The Company has no parent company.

Item 10. EXECUTIVE COMPENSATION

The aggregate compensation paid including 13th month pay during the last two fiscal years and the projected annual compensation to be paid for the current fiscal year to the Company's most highly compensated executive officers follows:

Name	Position	Annual		Compensation			
		2026 (Est.)		2025		2024	
		Salaries	Bonus and Other Comp.	Salaries	Bonus and Other Comp.	Salaries	Bonus and Other Comp.
Anna Mei Nga Tia	President/CEO						
Juana Lourdes Buyson	Treasurer						
Maria Elena F. Alqueza	Corporate Secretary						
Ma. Marry Janette Lescano	Asst. Corp. Secretary						
Mario P. Tuason	Project Manager						
Total		7,318,400	-0-	7,324,973	-0-	7,183,400	-0-
All other officers & directors as a group unnamed		-0-		-0-		-0-	

The Board and Management shall appoint additional executive officers if and when necessary for the Company's operations.

The Company has no other arrangement with regard to the remuneration of its existing directors and officers aside from the compensation received as herein stated.

There were no bonuses, profit sharing, and other compensation given to directors and executive officers during the last two fiscal years.

There are no special employment contracts, termination of employment or change-in-control arrangement.

The following Directors of the Corporation received the following per diem as compensation for their performance of duties and functions as members of the Board of Directors and Board Committees:

	For the Year 2025	For the Year 2024
Tommy Kin Hing Tia	48,000	48,000
Anson Chua Tiu Co	24,000	24,000
Anna Mei Nga Tia	24,000	24,000
Angel Severino Raul B. Ilagan, Jr.	24,000	24,000
Timothy K Tia	36,000	36,000
Ricardo R. Blancaflor	60,000	60,000
Jason Paul P. Malajacan	60,000	60,000

Other Arrangements: The Company has no other arrangement with regard to the remuneration of its existing directors aside from the compensation received on per diem allowance of Php6,000 for attendance at each Board meeting and Board Committee meeting.

All employees of the Company, including officers, sign a standard engagement contract which states their compensation, benefits and privileges.

Stock Warrants and Options Outstanding

There are no stock warrants or options outstanding.

During the Annual Stockholders' Meeting held on April 27, 2007, the stockholders owning or representing at least two thirds (2/3) of the outstanding capital stock approved the allocation of ten percent (10%) of the Company's outstanding capital stock for the grant of stock options to the Company's deserving employees, officers and board members which rules shall be determined by the Compensation Committee and approved by the Board of Directors. The terms and conditions governing the proposed stock option plan still has to be determined by the Company's Compensation Committee and approved by the Board of Directors.

Item 11. SECURITY OWNERSHIP OF CERTAIN BENEFICIAL OWNERS AND MANAGEMENT

Security Ownership of Certain Record and Beneficial Owners

As of December 31, 2025, the Company knows of no one who beneficially owns in excess of 5% of the Company's common stock except as set forth in the table below:

Title of Class	Name and Address of Record Owner and Relationship with Issuer	Name of Beneficial Owner and Relationship with Record Owner	Citizenship	No. of Shares Held	Percent of Class
Common	PCD Nominee Corporation 6764 Ayala Avenue, Makati City (No relationship with Issuer)	PCD Nominee Corporation is the record owner and the participants of PCD are the beneficial owners of such shares. The PCD participants	Filipino	956,492,292 R	91.054%

		who beneficially own more than 5% are the following:			
	(Accredited stock broker of the Company)	<p>Bernad Securities, Inc. 1033 M.H. Del Pilar St., Ermita, Manila</p> <p>The Company is not aware of any beneficial owner with more than 5% shareholdings in Bernad Securities, Inc.</p>	Filipino	228,514,166	21.754%
	No relationship with Issuer)	<p>First Metro Securities Brokerage Corporation 18/F PSBank Center, 7777 Paseo de Roxas corner Sedeño St., Makati City</p> <p>The Company is not aware of any beneficial owner with more than 5% shareholdings in First Metro Securities Brokerage Corporation.</p>	Filipino	126,494,193	12.042%
	No relationship with Issuer)	<p>Equitiworld Securities, Inc. Suite 807 to 809, 8th Floor PSE Tower 1 Ayala Triangle Ayala Ave. cor. Paseo de Roxas, Makati City</p> <p>The Company is not aware of any beneficial owner with more than 5% shareholdings in Equitiworld Securities, Inc.</p>	Filipino	67,384,851	6.416%

Notes:

The PCD Nominee Corporation is a wholly-owned subsidiary of the Philippine Depository and Trust Corporation (PDTC) (formerly the Philippine Central Depository, Inc. or PCD) and is the registered owner of the shares in the books of the Company's transfer agent. The participants of PDTC are the beneficial owners of such shares. PDTC holds the shares on their behalf or in behalf of their clients.

There are no non-Filipino holders/participants to PCD Nominee Corp. that hold more than 5% of the company's outstanding shares.

The registrant is not aware of any person/entity that holds more than 5% of a class under a voting trust or similar agreement.

Security Ownership of Management

As of December 31, 2025, the following are the number of shares beneficially owned by directors and executive officers of the Company:

Title of Class	Name of Beneficial Owner	Amount/Nature of Record/ Beneficial Ownership (indicate "R" or "B")	Citizenship	Percent of Class
Common	Tommy Kin Hing Tia	14,020,000 B	Chinese	1.335%
Common	Anson Chua Tiu Co	1,000,000 B	Filipino	0.095%
Common	Anna Mei Nga Tia	22,793,750 B	Filipino	2.170%
Common	Angel Severino Raul Ilagan, Jr.	10,000B	Filipino	0.001%
Common	Timothy K. Tia	14,181,333B	Filipino	1.350%
Common	Ricardo R. Blancaflor	1,000 B	Filipino	0.000%
Common	Jason Paul P. Malajacan	1,000B	Filipino	0.000%
Common	Emilio S. Teng	1,000B	Filipino	0.000%
Common	Juana Lourdes M. Buyson	13,000B	Filipino	0.001%
	All Directors and Officers as a Group	52,021,083		4.952%

Voting Trust Holders of 5% or More

The registrant is not aware of any person/entity that holds more than 5% of class under a voting trust or similar agreement.

Changes in Control

To the extent known to the Company, there are no arrangements that may result in a change in control of the Company.

Item 12. CERTAIN RELATIONSHIPS AND RELATED TRANSACTIONS

The significant transactions of the Company with related parties, as discussed in Note 23 *Related Party Transactions* of the Notes to the Financial Statements, are stated below:

- a) The Parent Company's advances to its subsidiaries represent cash advances for subsidiaries' operating expenses paid by the Parent Company. These advances are shown as part of Receivables in the Parent Company's statements of financial position. The outstanding balance amounted to PhP6,910,364, PhP6,888,904 and P6,870,080 as of December 31, 2025, 2024 and 2023, respectively. Full allowance for credit losses were provided in 2025, 2024 and 2023. These accounts were eliminated in full in the consolidated financial statements.
- b) The Parent Company's cash advances from its subsidiary in previous years are shown as Due to subsidiary in the Parent Company's statements of financial position. The outstanding

balance amounted to PhP221,084,873 as of December 31, 2025, 2024 and 2023. This amount was eliminated in the consolidated financial statements.

- c) Total compensation given to key management personnel amounted to PhP5,076,832 in 2025 and PhP5,078,081 in 2024, respectively, and are shown as part of compensation and other employees' benefits account in the statements of comprehensive income.

Parties are considered to be related if one party has the ability, directly or indirectly, to control the other party or exercise significant influence over the other party in making financial and operating decisions. Parties are also considered to be related if they are subject to common control or common significant influence which include affiliates.

Transactions with related parties, if any, are made at normal market prices. There have been no guarantees provided or received for any related party receivables or payables. Assessment is undertaken each financial year through examining the financial position of the related parties and the markets in which the related parties operate.

There are no transactions or proposed transactions during the last two years to which the company or its subsidiary was or is to be a party, in which a director, executive officer, or stockholder owns ten percent (10%) or more of total outstanding shares and members of their immediate families, had or is to have a direct or indirect material interest.

The Company or its related parties have no material transaction with parties falling outside the definition of "related parties" under the Philippine Accounting Standard No. 24 that are not available for other, more clearly independent parties on an arm's length basis.

PART IV - CORPORATE GOVERNANCE

Item 13. CORPORATE GOVERNANCE

Compliance with Leading Practices on Corporate Governance

Compliance with SEC Memorandum Circular No. 2 Series 2002, Code of Corporate Governance, dated April 05, 2002 as well as relevant circulars on Corporate Governance had been monitored. The Company's Manual on Corporate Governance was revised and amended on March 19, 2010 pursuant to SEC Memorandum Circular No. 6 Series of 2009, Revised Code of Corporate Governance (the "Code"). On July 31, 2014, the Company submitted the amended Manual on Corporate Governance pursuant to SEC Memorandum Circular No. 9 Series of 2014 – Amendment to the Revised Code of Corporate Governance. In compliance with SEC Memorandum Circular No. 19, Series of 2016, entitled "Code of Corporate Governance for Publicly-Listed Companies," the Company submitted its New Manual on Corporate Governance on May 31, 2017.

Pursuant to the SEC Memorandum Circular No. 24, Series of 2019, on the Code of Corporate Governance for Public Companies and Registered Users, a New Manual on Corporate Governance shall be submitted within six (6) months from the effectivity of the said SEC MC or until July 12, 2020. On June 05, 2020, the Board of Directors resolved to approve and adopt the Company's New Manual on Corporate Governance (June 2020) and was submitted to the PSE and SEC July 13, 2020. This New Manual on Corporate Governance (June 2020) shall supersede the Manual on Corporate Governance adopted by the Company on May 31, 2017.

The Company complied with the leading practices and principles on good corporate governance. The Company's Manual on Corporate Governance has been complied with and there were no deviations from the same.

Pursuant to the SEC Memorandum Circular No. 4, Series of 2012 ("Guidelines for the Assessment of the Performance of Audit Committees of Companies Listed on the Exchange"), the Corporation's Audit Committee Charter was approved by the Board of Directors on September 26, 2012 and the prescribed yearly self-assessment for the year 2024 was conducted by the Audit Committee on April 22, 2025.

In compliance with SEC Memorandum Circular No. 20, Series of 2013, the Company's directors and key officers have attended the Corporate Governance Seminar for the year 2025 conducted by an accredited training provider of the SEC.

Pursuant to the New Code of Corporate Governance as per SEC MC No. 19, Series of 2016 and in accordance with the Company's New Manual on Corporate Governance, the Board of Directors of the Company created the Corporate Governance Committee on May 25, 2018 to assist the Board in the performance of its corporate governance responsibilities. The Corporate Governance Committee Charter sets out the mandate, significance, membership, operations and functions of the Committee of the Company and provides the guidelines which shall govern the performance of its duties and responsibilities.

The Board of Directors conducted a review of the Company's material controls (including operational, financial and compliance controls) and risk management systems.

The Board of Directors continues to review and evaluate the Company's Manual of Corporate Governance and makes necessary changes in response to changes in the Company's business. The Company plans to adopt whatever new principles and practices applicable to the Company that may evolve to improve its corporate governance.

Annual Corporate Governance Reports

The SEC MC No. 15, Series of 2017 entitled "Integrated Annual Corporate Governance Report (I-ACGR)" states that to harmonize the corporate governance requirements of the SEC and the PSE, the

SEC pursuant to its regulatory and supervisory power mandates that all companies already listed in the PSE by December 31 of a given year shall submit three (3) copies of a fully accomplished I-ACGR on May 30 of the following year for every year that the company remains listed in the PSE. The SEC MC No. 15, Series of 2017, further states that the SEC I-ACGR shall be posted on the company website within five (5) business days from submission to the SEC.

Pursuant to the SEC MC No. 15, Series of 2017, the Company submitted its SEC I-ACGR as of December 31, 2024 to PSE on May 9, 2025 and to SEC on May 15, 2025 and posted it to the Company's website thereafter.

Attendance of Directors in Board Meetings (for the Year 2025)

Board	Name	Date of Election	No. of Meetings Held during the year	No. of Meetings Attended	%
Board Chairman	Tommy Kin Hing Tia	05.30.25	4	4	100%
Board Vice-Chairman	Anson Chua Tiu Co	05.30.25	4	4	100%
Board Member President/CEO	Anna Mei Nga Tia	05.30.25	4	4	100%
Board Member	Angel Severino Raul B. Ilagan, Jr.	05.30.25	4	4	100%
Board Member	Timothy K. Tia	05.30.25	4	4	100%
Board Member Independent Director	Ricardo R. Blancaflor	05.30.25	4	4	100%
Board Member Independent Director	Jason Paul P. Malajacan	05.30.25	4	4	100%

Attendance of Directors in Regular Stockholders' Meeting - All of the above-named directors attended the regular Annual Stockholders' Meeting held on May 30, 2025.

Training and external courses attended by Directors and Senior Management for the past three (3) years and continuing education programs for Directors

Name of Director/Officer	Date of Training	Program	Name of Training Institution
Tommy Kin Hing Tia - Chairman	August 28, 2025 November 8, 2024 October 6, 2023	Corporate Governance Seminar Corporate Governance Seminar Corporate Governance Seminar	ROAM, Inc. ROAM, Inc. ROAM, Inc.
Anson Chua Tiu Co - Vice Chairman	August 28, 2025 November 8, 2024 October 6, 2023	Corporate Governance Seminar Corporate Governance Seminar Corporate Governance Seminar	ROAM, Inc. ROAM, Inc. ROAM, Inc.
Anna Mei Nga Tia - President/CEO	August 28, 2025 November 8, 2024 October 6, 2023	Corporate Governance Seminar Corporate Governance Seminar Corporate Governance Seminar	ROAM, Inc. ROAM, Inc. ROAM, Inc.
Angel Severino Raul B. Ilagan, Jr. - Director	August 28, 2025 November 8, 2024 October 6, 2023	Corporate Governance Seminar Corporate Governance Seminar Corporate Governance Seminar	ROAM, Inc. ROAM, Inc. ROAM, Inc.
Timothy K. Tia - Director	August 28, 2025 November 8, 2024 October 6, 2023	Corporate Governance Seminar Corporate Governance Seminar Corporate Governance Seminar	ROAM, Inc. ROAM, Inc. ROAM, Inc.
Jason Paul P. Malajacan - Independent Director	August 28, 2025 November 8, 2024 October 6, 2023	Corporate Governance Seminar Corporate Governance Seminar Corporate Governance Seminar	ROAM, Inc. ROAM, Inc. ROAM, Inc.

Emilio S. Teng - Corporate Information Officer	August 28, 2025 November 8, 2024 October 6, 2023	Corporate Governance Seminar Corporate Governance Seminar Corporate Governance Seminar	ROAM, Inc. ROAM, Inc. ROAM, Inc.
Juana Lourdes M. Buyson – Treasurer/Compliance Officer	August 28, 2025 November 8, 2024 October 6, 2023	Corporate Governance Seminar Corporate Governance Seminar Corporate Governance Seminar	ROAM, Inc. ROAM, Inc. ROAM, Inc.
Maria Elena F. Alqueza - Corporate Secretary	August 28, 2025 November 8, 2024 October 6, 2023	Corporate Governance Seminar Corporate Governance Seminar Corporate Governance Seminar	ROAM, Inc. ROAM, Inc. ROAM, Inc.
Ma. Marry Janette M. Lescano - Assistant Corporate Secretary	August 28, 2025 November 8, 2024 October 6, 2023	Corporate Governance Seminar Corporate Governance Seminar Corporate Governance Seminar	ROAM, Inc. ROAM, Inc. ROAM, Inc.

Atty. Ricardo R. Blancaflor, Independent Director, is a Fellow and Member of the Teaching Faculty of the Institute of Corporate Directors, an SEC accredited institutional training provider for corporate governance and as such, Atty. Blancaflor is considered to be exempt from compliance with SEC Memorandum Circular No. 20, Series of 2013 which directs all key officers and members of the board of publicly-listed companies to attend, at least once a year, a program on corporate governance conducted by training providers that are duly accredited by the SEC.

Audit Committee Report for 2025

The Audit Committee Charter, which was approved by the Board on September 26, 2012, sets out the mandate, significance, membership, operations and functions of the Audit Committee of the Company and provides the Guidelines which shall govern the performance of its duties and responsibilities. The provisions of the Audit Committee Charter have been complied with.

On March 25, 2019, the Board of Directors, on the recommendation of the Audit Committee, approved the Amended Audit Committee Charter in compliance with the provisions of the SEC New Code of Corporate Governance as per SEC MC No. 19, Series of 2016 entitled “Code of Corporate Governance for Publicly-Listed Companies” and in accordance with the Company’s New Manual on Corporate Governance dated May 2017. The amendments include, among others, the other duties and responsibilities of the Audit Committee which are the performance of the functions of a Board Risk Oversight Committee that should be responsible for the oversight of the Company’s Enterprise Risk Management system to ensure its functionality and effectiveness and the performance of the functions of a Related Party Transactions Committee which is tasked with reviewing all material related party transactions of the Company.

The Audit Committee conducted on April 22, 2025 its annual performance assessment for the year 2024. The overall rating showed that the Audit Committee has effectively performed its duties and responsibilities based on the latest result of the self-assessment done.

The Audit Committee, in fulfillment of its oversight responsibilities under the Code, has assisted the Board in the performance of its oversight responsibility for the financial reporting process, system of internal control/risk management systems, audit process and monitoring of compliance with applicable laws, rules and regulations.

The Company has a Management Attestation Statement from the President/CEO and the Compliance Officer containing representations, among others, that a sound internal control and compliance system is in place and working effectively.

The Audit Committee continuously reviews its Charter to improve its performance and ensure that it is aligned with the best practices and that it is fully compliant with the requirements as set forth in the subject Guidelines of the Charter.

Material Related Party Transactions (RPT) Rules

Pursuant to the SEC MC No. 10, Series of 2019, entitled “Rules on Material Related Party Transactions for Publicly-Listed Companies,” compliance to the SEC Material RPT Rules shall be mandatory for all Publicly-Listed Companies.

On October 08, 2019, pursuant to the SEC MC No. 10, Series of 2019, the Company submitted to the SEC a Policy on Material Related Party Transactions in accordance with the SEC Material RPT Rules.

PART V - EXHIBITS AND SCHEDULES

Item 14. REPORTS ON SEC FORM 17-C


1. March 24, 2025 – Notice of Annual Stockholders’ Meeting on May 30, 2025 with record date of April 30, 2025
2. April 3, 2025 – Certification on Qualifications of Independent Directors
3. May 30, 2025 – Results of Annual Stockholders’ Meeting
4. May 30, 2025 – Results of Organizational Meeting of the Board of Directors
5. September 5, 2025 – Certificates of Attendance of Directors and Key Officers in Corporate Governance Seminar for 2025


SIGNATURES


Pursuant to the requirements of Section 17 of the Securities Regulation Code (SRC) and Section 177 of the Revised Corporation Code (2019), this report is signed on behalf of the issuer by the undersigned, thereunto duly authorized, in _____ on _____ 2026.

OMICO CORPORATION

By:


ANNA MEI NGA TIA
President and CEO
(Principal Executive/Operating Officer)


JUANA LOURDES M. BUYSON
Treasurer
(Principal Financial Officer/Acting Comptroller)


MARIA ELENA F. ALQUEZA
Corporate Secretary

SUBSCRIBED AND SWORN to before me this 08 APR 2026 day of _____ affiants exhibited to me their competent evidence of identity, to wit:

Name	Type of Identification
Anna Mei Nga Tia	TIN 103-915-047
Juana Lourdes M. Buyson	TIN 131-482-310
Maria Elena F. Alqueza	TIN 147-626-896

Doc. No. 234
Page No. 58
Book No. 20
Series of 20 24

FERDINAND D. AYAHAO
Notary Public
For and in Pasig City and the Municipality of Pateros
Commission No. 122 (2026-2027) valid until 12/31/2027
MCLE Exemption No. VIII-BEP003234, until 04/14/28
Roll No. 46377; IBP LRN 02459; OR 535886; 06/21/2001
TIN 123-011-785; PTR 4018763AA; 01/09/26; Pasig City
Unit 5, West Tower PSE, Exchange Road
Ortigas Center, Pasig City, NCR, 1605 Philippines

2025

CONSOLIDATED AUDITED FINANCIAL

STATEMENTS

OMICO CORPORATION AND SUBSIDIARIES

As at December 31, 2025 and 2024, and for each of the years ended
December 31, 2025, 2024 and 2023

R. R. TAN AND ASSOCIATES
Certified Public Accountants

**STATEMENT OF MANAGEMENT'S RESPONSIBILITY
FOR CONSOLIDATED FINANCIAL STATEMENTS**

The Management of **OMICO CORPORATION AND SUBSIDIARIES** (the "Group") is responsible for the preparation and fair presentation of the consolidated financial statements including the schedules attached therein, as at December 31, 2025 and 2024, and for each of the years ended December 31, 2025, 2024 and 2023, in accordance with the prescribed financial reporting framework indicated therein, and for such internal control as management determines is necessary to enable the preparation of consolidated financial statements that are free from material misstatement, whether due to fraud or error.

In preparing the consolidated financial statements, management is responsible for assessing the Group's ability to continue as a going concern, disclosing, as applicable matters related to going concern and using the going concern basis of accounting unless management either intends to liquidate the Group or to cease operations, or has no realistic alternative but to do so.

The Board of Directors is responsible for overseeing the Group's financial reporting process.

The Board of Directors reviews and approves the consolidated financial statements including the schedules attached therein and submits the same to the stockholders.

R. R. Tan & Associates, CPAs, the independent auditor appointed by the stockholders, has audited the consolidated financial statements of the Group in accordance with Philippine Standards on Auditing, and in its report to stockholders, has expressed its opinion on the fairness of presentation upon completion of such audit.


Tommy Kin Hing Tia
Chairman, Board of Directors


Anna Mei Nga Tia
President/CEO


Juana Lourdes M. Buyson
Treasurer

23 MAR 2026

SUBSCRIBED AND SWORN to before me this _____ day of _____ affiants presented to me their respective proof or identification, to wit:

Name	Type of Identification
Tommy Kin Hing Tia	TIN 105-834-884
Anna Mei Nga Tia	TIN 103-915-047
Juana Lourdes M. Buyson	TIN 131-482-310

all known to me and to me known to be the same persons who executed the foregoing Statement of Management's Responsibility for Consolidated Financial Statements.

IN WITNESS WHEREOF, I have hereunto affixed my notary seal at the date and place first above written.

Doc. No. 244
Page No. 50
Book No. 20
Series of 20 14

PASIG CITY

FERDINAND D. AYAHAO
Notary Public
For and in Pasig City and the Municipality of Pateros
Commission No. 122 (2026-2027) valid until 12/31/2027
MCLE Exemption No. VI-REP003234, used 04/14/23
Roll No. 46377; IBP LRN 02459, OR 515086, 08/21/2001
TIN 123-011-785; PTR 4018763AA; 01/09/26; Pasig City
Unit 5, West Tower PSE, Exchange Road
Ortigas Center, Pasig City, NCR, 1605 Philippines

PRC-BOA Reg. No. 0132, valid until August 13, 2027
BIR Accreditation No. 07-100995-003-2025, valid until September 1, 2028
SEC Accreditation No. 0132-SEC (Group A), valid to cover audit of
2025-2027 financial statements

Report of Independent Public Accountants

The Board of Directors and Stockholders
OMICO CORPORATION AND SUBSIDIARIES
Suite 1109 East Tower, Tektite Towers
Exchange Road, Ortigas Center, Pasig City

Report on the Audit of the Consolidated Financial Statements

Opinion

We have audited the consolidated financial statements of Omico Corporation and its subsidiaries (the Group), which comprise the consolidated statements of financial position as at December 31, 2025 and 2024, and the consolidated statements of comprehensive income, consolidated statements of changes in equity and consolidated statements of cash flows for each of the three years in the period ended December 31, 2025, and notes to the consolidated financial statements, including a summary of material accounting policies.

In our opinion, the accompanying consolidated financial statements present fairly, in all material respects, the consolidated financial position of the Group as at December 31, 2025 and 2024, and its consolidated financial performance and its consolidated cash flows for each of the three years in the period ended December 31, 2025, in accordance with Philippine Financial Reporting Standards (PFRSs).

Basis for Opinion

We conducted our audits in accordance with Philippine Standards on Auditing (PSAs). Our responsibilities under those standards are further described in the *Auditor's Responsibilities for the Audit of the Consolidated Financial Statements* section of our report. We are independent of the Group in accordance with the Code of Ethics for Professional Accountants in the Philippines (Code of Ethics) together with the ethical requirements that are relevant to our audit of the consolidated financial statements in the Philippines, and we have fulfilled our other ethical responsibilities in accordance with these requirements and the Code of Ethics. We believe that the audit evidence we have obtained is sufficient and appropriate to provide a basis for our opinion.

Key Audit Matters

Key audit matters are those matters that, in our professional judgment, were of most significance in our audit of the consolidated financial statements of the current period. These matters were addressed in the context of our audit of the consolidated financial statements as a whole, and in forming our opinion thereon, and we do not provide a separate opinion on these matters. For each matter below, the description of how our audit addressed the matter is provided in that context.

Revenue Recognition on Real Estate Sales and Determination of Cost of Real Estate Sales

The Group's revenue recognition process, policies and procedures on real estate sales are significant to our audit because these involve the application of significant judgment and estimation.

Real estate sales and cost of real estate sales amounted to P4,511,538 or 11.79% of total revenue and P2,535,074 or 8.13% of total cost and expenses, respectively, for the year ended December 31, 2025. The areas affected by revenue and cost recognition, which requires significant judgments and estimates, include determining when a contract will qualify for revenue recognition, particularly on the assessment of the probability of collecting the contract price; measuring the progress of the development of real estate projects which defines the amount of revenue to be recognized; and determining the amount of actual costs to be transferred out to cost of real estate sales. These areas were significant to our audit as an error in application of judgments and estimates could cause a material misstatement in the consolidated financial statements.

The Group's policy for revenue and cost recognition are fully described in Note 4 to the consolidated financial statements. The significant judgments applied and estimates used by management related to revenue recognition is described in Note 5 to the consolidated financial statements. Real estate sales and cost of real estate sales are disclosed in Notes 19 and 20 to the consolidated financial statements.

Audit Procedures Conducted

We obtained an understanding of the Group's revenue recognition policy and the related processes and evaluated whether it is established and implemented consistent with the underlying principles of the applicable revenue recognition standard and is appropriate in the context of the Group's real estate transactions.

We evaluated the design effectiveness of implemented controls relevant to the recognition and measurement of revenues from real estate sales, tested the operating effectiveness of certain relevant controls, particularly those addressing the existence and occurrence of recognized sales.

We inspected pertinent documents giving rise to contract with identified customers, on a sample basis, which include contract-to-sell, disclosure statements detailing the terms of the sales contracts, and official receipts to determine whether the related real estate sales transactions occurred and were appropriately recognized based on the Group's revenue recognition policy.

We evaluated the assumptions of management in determining the amount of collection at which point the collectability of the receivables from real estate sales is reasonably assured. Evaluation of management's basis was made by comparing this to the historical analysis of sales cancellations from buyers with accumulated payments above the collection threshold.

In relation to cost of real estate sales, we obtained an understanding of the Group's cost accumulation process and performed tests of the relevant controls. On a sampling basis, we traced costs accumulated to supporting documents such as invoices, accomplishment reports and official receipts.

Going Concern Assessment

The Group has been incurring losses for its real estate segment (see Note 26), as revenues are not enough to cover the cost. While some of its investment properties may provide revenues, the same have become idle since management is still determining the most advantageous and profitable project. We consider this a key audit matter because a steady stream of revenues and cash, coupled with efforts in managing cost and expenses, will provide financial strength for the Group.

The investment properties for which housing projects are given due consideration and their corresponding fair values are disclosed in Note 15 to the consolidated financial statements.

Audit Procedures Conducted

We thoroughly discussed with management the prospect of launching real estate projects covering the Group's investment properties, which may include a joint venture operation with other property developers. To support management's assertion regarding its probability, we evaluated the conditions of certain properties to determine the feasibility, marketability of real estate projects and the current economic and geopolitical situation.

We also assessed the appropriateness of management's determination of the disclosed fair value of investment properties. We have reviewed the reasonableness of the assumptions used to estimate the fair value of these investment properties by testing raw land's value by comparison with similar properties, verifying proposal to buy/sell the properties or adjacent properties thereto and verifying valuation inputs such as size, location, neighborhood and road network.

Other Information

Management is responsible for the other information. The other information comprises the SEC Form 17-A for the year ended December 31, 2025, but does not include the consolidated financial statements and our auditor's report, which we obtained prior to the date of this auditor's report, and the SEC Form 20-IS (Definitive Information Statement) and Annual Report for the year ended December 31, 2025, which are expected to be made available to us after that date.

Our opinion on the consolidated financial statements does not cover the other information and we do not and will not express any form of assurance conclusion thereon.

In connection with our audits of the consolidated financial statements, our responsibility is to read the other information identified above and, in doing so, consider whether the other information is materially inconsistent with the consolidated financial statements or our knowledge obtained in the audits, or otherwise appears to be materially misstated.

If, based on the work we have performed on the other information that we obtained prior to the date of this auditor's report, we conclude that there is a material misstatement of this other information, we are required to report that fact. We have nothing to report in this regard.

Responsibilities of Management and Those Charged With Governance for the Consolidated Financial Statements

Management is responsible for the preparation and fair presentation of the consolidated financial statements in accordance with PFRSs, and for such internal control as management determines is necessary to enable the preparation of consolidated financial statements that are free from material misstatement, whether due to fraud or error.

In preparing the consolidated financial statements, management is responsible for assessing the Group's ability to continue as a going concern, disclosing, as applicable, matters related to going concern and using the going concern basis of accounting unless management either intends to liquidate the Group or to cease operations, or has no realistic alternative but to do so.

Those charged with governance are responsible for overseeing the Group's financial reporting process.

Auditor's Responsibilities for the Audit of the Consolidated Financial Statements

Our objectives are to obtain reasonable assurance about whether the consolidated financial statements as a whole are free from material misstatement, whether due to fraud or error, and to issue an auditor's report that includes our opinion. Reasonable assurance is a high level of assurance, but is not a guarantee that an audit conducted in accordance with PSAs will always detect a material misstatement when it exists. Misstatements can arise from fraud or error and are considered material if, individually or in the aggregate, they could reasonably be expected to influence the economic decisions of users taken on the basis of these consolidated financial statements.

As part of an audit in accordance with PSAs, we exercise professional judgment and maintain professional skepticism throughout the audit. We also:

- Identify and assess the risks of material misstatement of the consolidated financial statements, whether due to fraud or error, design and perform audit procedures responsive to those risks, and obtain audit evidence that is sufficient and appropriate to provide a basis for our opinion. The risk of not detecting a material misstatement resulting from fraud is higher than for one resulting from error, as fraud may involve collusion, forgery, intentional omissions, misrepresentations, or the override of internal control.
- Obtain an understanding of internal control relevant to the audit in order to design audit procedures that are appropriate in the circumstances, but not for the purpose of expressing an opinion on the effectiveness of the Group's internal control.
- Evaluate the appropriateness of accounting policies used and the reasonableness of accounting estimates and related disclosures made by management.
- Conclude on the appropriateness of management's use of the going concern basis of accounting and, based on the audit evidence obtained, whether a material uncertainty exists related to events or conditions that may cast significant doubt on the Group's ability to continue as a going concern. If we conclude that a material uncertainty exists, we are required to draw attention in our auditor's report to the related disclosures in the consolidated financial statements or, if such disclosures are inadequate, to modify our opinion. Our conclusions are based on the audit evidence obtained up to the date of our auditor's report. However, future events or conditions may cause the Group to cease to continue as a going concern.
- Evaluate the overall presentation, structure and content of the consolidated financial statements, including the disclosures, and whether the consolidated financial statements represent the underlying transactions and events in a manner that achieves fair presentation.

We communicate with those charged with governance regarding, among other matters, the planned scope and timing of the audit and significant audit findings, including any significant deficiencies in internal control that we identify during our audit.

We also provide those charged with governance with a statement that we have complied with relevant ethical requirements regarding independence, and to communicate with them all relationships and other matters that may reasonably be thought to bear on our independence, and where applicable, related safeguards.

From the matters communicated with those charged with governance, we determine those matters that were of most significance in the audit of the consolidated financial statements of the current period and are therefore the key audit matters. We describe these matters in our auditor's report unless law or regulation precludes public disclosure about the matter or when, in extremely rare circumstances, we determine that a matter should not be communicated in our report because the adverse consequences of doing so would reasonably be expected to outweigh the public interest benefits of such communication.

The engagement partner on the audit resulting in this independent auditor's report is Domingo A. Daza, Jr.

R. R. TAN AND ASSOCIATES, CPAs

By:  **DOMINGO A. DAZA, JR.**

Partner

CPA Certificate No. 109993

Tax Identification No. 203-917-449


PTR No. 3986699, January 12, 2026, Pasig City

BIR Accreditation No. 07-100997-003-2025, valid until September 1, 2028

PRC-BOA Reg. No. 0132/P-001, valid until August 13, 2027

SEC Accreditation No. 109993-SEC (Group A), valid to cover audit of
2025 financial statements

March 23, 2026
Pasig City



OMICO CORPORATION AND SUBSIDIARIES
CONSOLIDATED STATEMENTS OF FINANCIAL POSITION
DECEMBER 31, 2025 AND 2024

	Notes	2025	2024
ASSETS			
Current Assets			
Cash and cash equivalents	8	P 282,055,562	P 289,456,547
Financial assets at fair value through profit or loss	9	66,840,871	49,378,735
Receivables	10	21,104,508	19,650,145
Real estate for sale	11	68,243,877	70,669,535
Prepayments and other current assets	12	5,059,490	4,791,357
Total Current Assets		443,304,308	433,946,319
Non-current Assets			
Installment contract receivable - net of current portion	10	4,987,229	9,074,502
Financial assets at fair value through other comprehensive income (FVOCI)	13	42,642,090	42,942,090
Property and equipment - net	14	6,597,636	8,942,782
Investment properties	15	107,467,630	107,564,130
Other non-current assets - net	16	15,096,516	15,096,516
Total Non-current Assets		176,791,101	183,620,020
TOTAL ASSETS		P 620,095,409	P 617,566,339
LIABILITIES AND EQUITY			
Current Liabilities			
Accounts payable and accrued expenses	17	P 9,904,678	P 10,946,948
Non-current Liabilities			
Retirement benefit obligation	22	13,359,352	13,203,896
Total Liabilities		23,264,030	24,150,844
Equity			
Share capital	18	1,050,461,673	1,050,461,673
Additional paid-in capital		78,000	78,000
Fair value loss on FVOCI financial assets	13	(36,232,910)	(35,932,910)
Deficit		(417,475,384)	(421,191,268)
Total Equity		596,831,379	593,415,495
TOTAL LIABILITIES AND EQUITY		P 620,095,409	P 617,566,339

See accompanying notes to financial statements

OMICO CORPORATION AND SUBSIDIARIES
CONSOLIDATED STATEMENTS OF COMPREHENSIVE INCOME
FOR THE YEARS ENDED DECEMBER 31, 2025, 2024 AND 2023

	Notes	2025	2024	2023
REVENUES				
Real estate sales - net	19 P	4,511,538	5,784,300	17,478,200
Investment and other income - net	19	33,755,210	28,243,973	9,909,082
		38,266,748	34,028,273	27,387,282
COST AND EXPENSES				
Cost of real estate sales	20	2,535,074	2,165,892	10,526,271
Administrative expenses	21	28,179,285	29,077,880	31,950,829
Selling expenses		454,700	1,411,377	1,169,344
		31,169,059	32,655,149	43,646,444
INCOME (LOSS) BEFORE INCOME TAX EXPENSE		7,097,689	1,373,124	(16,259,162)
INCOME TAX EXPENSE	25	3,381,805	3,384,363	3,397,969
INCOME (LOSS) FOR THE YEAR		3,715,884	(2,011,239)	(19,657,131)
OTHER COMPREHENSIVE INCOME (LOSS)				
Amount to not be reclassified to profit or loss in subsequent periods:				
Fair value changes in FVOCI financial assets	13	(300,000)	4,950,000	2,350,000
TOTAL COMPREHENSIVE INCOME (LOSS)	P	3,415,884	P 2,938,761	P (17,307,131)
BASIC EARNINGS				
(LOSS) PER SHARE	24 P	0.003537	P (0.001915)	P (0.018713)

See accompanying notes to financial statements

OMICO CORPORATION AND SUBSIDIARIES
CONSOLIDATED STATEMENTS OF CHANGES IN EQUITY
FOR THE YEARS ENDED DECEMBER 31, 2025, 2024 AND 2023

	Notes	2025	2024	2023
SHARE CAPITAL	18	P 1,050,461,673	P 1,050,461,673	P 1,050,461,673
ADDITIONAL PAID-IN CAPITAL		78,000	78,000	78,000
FAIR VALUE GAIN (LOSS) ON FVOCI				
FINANCIAL ASSETS				
Balance at beginning of year		(35,932,910)	(40,882,910)	(43,232,910)
Fair value changes in FVOCI financial assets	13	(300,000)	4,950,000	2,350,000
Balance at end of year		(36,232,910)	(35,932,910)	(40,882,910)
DEFICIT				
Balance at beginning of year		(421,191,268)	(419,180,029)	(399,522,898)
Income (Loss) for the year		3,715,884	(2,011,239)	(19,657,131)
Balance at end of year		(417,475,384)	(421,191,268)	(419,180,029)
		P 596,831,379	P 593,415,495	P 590,476,734

See accompanying notes to financial statements

OMICO CORPORATION AND SUBSIDIARIES
CONSOLIDATED STATEMENTS OF CASH FLOWS
FOR THE YEARS ENDED DECEMBER 31, 2025, 2024 AND 2023

	Notes	2025	2024	2023
CASH FLOWS FROM OPERATING ACTIVITIES				
Income (loss) before income tax	P	7,097,689	P 1,373,124	P (16,259,162)
Adjustments for:				
Fair value (gain) loss on FVPL financial assets	9,19	(12,915,451)	(5,565,857)	12,767,419
Depreciation	14,15,21	2,556,358	2,481,613	1,169,699
Gain on sale of FVPL financial assets	9,19	(531,296)	(949,558)	(2,247,636)
Unrealized foreign exchange (gain) loss	19	(7,704)	(25,384)	5,093
Retirement expense	22	498,149	932,504	3,913,058
Dividend income	9,19	(2,663,753)	(2,793,235)	(2,622,062)
Interest income		(17,444,591)	(18,736,424)	(17,670,566)
Operating Loss Before Working Capital Changes		(23,410,599)	(23,283,217)	(20,944,157)
Decrease in receivables		2,568,425	9,627,943	14,409,966
Decrease in real estate for sale		2,425,658	1,951,918	2,407,906
Increase in prepayments and other current assets		(334,375)	(302,173)	(1,280,746)
Decrease in accounts payable and accrued expenses		(1,042,270)	(1,626,171)	(1,645,931)
Cash used in operations		(19,793,161)	(13,631,700)	(7,052,962)
Cash paid for retirement benefits	22	(342,693)	-	(3,424,396)
Cash paid for taxes		(3,315,563)	(3,257,771)	(3,262,717)
Interest received from installment contract receivable	10,19	1,117,847	2,537,681	1,875,552
Net Cash Used in Operating Activities		(22,333,570)	(14,351,790)	(11,864,523)
CASH FLOWS FROM INVESTING ACTIVITIES				
Proceeds from sale of:				
FVPL financial assets		11,661,001	3,011,500	17,260,103
Additions to:				
FVPL financial assets		(15,676,390)	-	-
Property and equipment	14	(114,712)	(7,035,946)	(4,153,439)
FVOCI financial assets		-	-	(27,805,000)
Dividend received	19	2,663,753	2,793,235	2,622,062
Interest received from cash and cash equivalents		16,391,229	14,394,621	14,204,074
Net Cash Provided by Investing Activities		14,924,881	13,163,410	2,127,800
DECREASE IN CASH AND CASH EQUIVALENTS		(7,408,689)	(1,188,380)	(9,736,723)
EFFECT OF FOREIGN EXCHANGE GAIN (LOSS) ON				
 CASH AND CASH EQUIVALENTS	19	7,704	25,384	(5,093)
NET DECREASE IN CASH AND CASH EQUIVALENTS		(7,400,985)	(1,162,996)	(9,741,816)
CASH AND CASH EQUIVALENTS				
 AT BEGINNING OF YEAR		289,456,547	290,619,543	300,361,359
CASH AND CASH EQUIVALENTS				
 AT END OF YEAR	P	282,055,562	P 289,456,547	P 290,619,543

See accompanying notes to financial statements

OMICO CORPORATION AND SUBSIDIARIES
NOTES TO CONSOLIDATED FINANCIAL STATEMENTS
DECEMBER 31, 2025, 2024 AND 2023

1. CORPORATE INFORMATION AND STATUS OF OPERATIONS

Corporate Information

Omico Corporation (the "Parent Company or the Company") was incorporated in the Philippines and was registered with the Securities and Exchange Commission ("SEC") on August 30, 1968. Its corporate term was extended to another fifty (50) years from and after the date of expiration of its first fifty (50)-year term on August 29, 2018, as per SEC Certificate of Filing of Amended Articles of Incorporation dated October 21, 2015. It holds 100% interest both in Omico Kapital Corporation, a subsidiary which ceased operations in 1997, and Omico Mining Inc. (*formerly Omico-Ivanhoe Mining Inc.*). The two subsidiaries have no commercial operation as of December 31, 2024 and 2023. The Parent Company listed its shares of stock in the Philippine Stock Exchange on May 2, 1969.

The Parent Company and Subsidiaries' (the Group) main business activities are mining exploration and property development. It is licensed to operate, prospect, mine, and deal with all kinds of ores, metals and minerals.

The registered office of the Company is located at Suite 1109 East Tower, Tektite Towers, Exchange Road, Ortigas Center, Pasig City. Omico Corporation has no ultimate Parent Company.

The consolidated financial statements of the Group for the year ended December 31, 2025 with (comparative figures for 2024 and 2023) were authorized for issue by the Company's Board of Directors on March 23, 2026.

Status of Mining Operations

On August 29, 2012, the Parent Company terminated the Mining Agreement with Macawiwili Gold Mining and Development Co., Inc. (Macawiwili) entered on September 30, 1968. With this Agreement, the Parent Company has given the reins in managing the project to Macawiwili but remains an active minority investor in the venture.

Management decided to terminate the mining agreement with Macawiwili because Management would like to focus on other mining prospects/projects.

The Parent Company is still interested in investing in mining and is scouting for other mining projects to explore, manage, operate or invest either solely or in partnership with other entities.

2. STATEMENT OF COMPLIANCE, BASIS OF PREPARATION, PRESENTATION AND PRINCIPLE OF CONSOLIDATION

Statement of Compliance

The accompanying consolidated financial statements have been prepared in accordance with generally accepted accounting principles as set forth in Philippine Financial Reporting Standards (PFRS), Philippine Accounting Standards (PAS) and Philippine Interpretations from International Financial Reporting Interpretations Committee (IFRIC) issued by the Philippine Financial and Sustainability Reporting Standards Council (FSRSC) and adopted by the SEC, including SEC pronouncements.

The consolidated financial statements are presented in Philippine Peso, the currency of the primary economic environment in which the Group operates. All values represent absolute amounts except when otherwise indicated.

The preparation of consolidated financial statements in conformity with PFRS requires the use of certain critical accounting estimates. It also requires management to exercise judgment in the

process of applying the Group's accounting policies. The estimates and associated assumptions are based on historical experience and various other factors that are believed to be reasonable under the circumstances.

Principle of Consolidation

The consolidated financial statements comprise the financial statements of the Parent Company and entities it controlled (the subsidiaries) as of December 31, 2025 and 2024. A parent controls a subsidiary when it is exposed, or has rights, to variable returns from its involvement with a subsidiary and has the ability to affect those returns through its power over the subsidiary. Specifically, control is achieved only if a parent company has all the following;

- (i) Power over the investee;
- (ii) Exposure rights, to variable returns from its involvement with the subsidiary; and
- (iii) The ability to use its power over the investee to affect the amount of the parent company's returns.

The Parent Company reassesses whether or not it controls a subsidiary if facts and circumstances indicate that there are changes to one or more of the three elements of control.

The following are the subsidiaries and the respective percentages of ownership as of the period therein presented:

	% of ownership	
	2025	2024
Omico Kapital Corporation	100	100
Omico Mining Inc.	100	100

Subsidiaries are fully consolidated from the date of acquisition, being the date on which the Parent Company obtains control, and continue to be consolidated until the date when such control ceases. The financial statements of the subsidiaries are prepared for the same reporting period as the Parent Company, using consistent accounting policies. All intra-group balances, transactions, unrealized gains and losses resulting from intra-group transactions and dividends are eliminated in full.

If a parent loses control of a subsidiary, the parent

- Derecognizes the assets and liabilities of the former subsidiary from the statement of financial position
- Recognize any investment retained in the former subsidiary at its fair value and subsequently accounts for it and for any of the amounts owed by or to the former subsidiary in accordance with applicable PFRS.

3. CHANGES IN ACCOUNTING POLICIES AND DISCLOSURES

New Accounting Standards and Amendments to Existing Standards Effective as of January 1, 2025

The accounting policies adopted are consistent with those of the previous financial year except for the adoption of the following amendments to PFRS effective beginning January 1, 2025. The Group has not early adopted any standard, interpretation or amendment that has been issued but is not yet effective.

Unless otherwise indicated, adoption of these new standards did not have an impact on the financial statements of the Group.

Amendments to PAS 1, Lack of Exchangeability

The amendments specify how an entity should assess whether a currency is exchangeable and how it should determine a spot exchange rate when exchangeability is lacking. The amendments are effective for annual reporting periods beginning on or after January 1, 2025. Earlier adoption is permitted and that fact must be disclosed. When applying the amendments, an entity cannot restate

comparative information. The amendments do not have a material impact on the Group's financial statements.

New Accounting Standard, Amendments to Existing Standards and Interpretations Effective Subsequent to December 31, 2025

The standards, amendments and interpretations which have been issued but not yet effective as at December 31, 2025 are disclosed below. Except as otherwise indicated, the Group does not expect the adoption of the applicable new and amended PFRS to have a significant impact on its financial position or performance.

Effective beginning on or after January 1, 2026

Amendments to Illustrative Examples on PFRS 7, PFRS 18, PAS 1, PAS 8, PAS 26 and PAS 37, Disclosure about Uncertainties in the Financial Statements

The amendments add illustrative examples to several PFRS Accounting Standards intended to improve the reporting of climate-related and other uncertainties in the financial statements, particularly to address stakeholders' concerns about consistency of information within the general-purpose financial reports and sufficient information on climate-related risks and other uncertainties in the financial statements. The examples address topics such as materiality judgements, significant judgements and estimates, and aggregation and disaggregation. The illustrative examples are not an integral part of PFRS Accounting Standards and, as such, do not have an effective date or transition requirements. However, an entity is expected to be entitled to sufficient time to implement any changes to align the information disclosed in its financial statements with the illustrative examples. Determining how much time is sufficient is a matter of judgement that depends on an entity's particular facts and circumstances. Nonetheless, an entity would be expected to implement any changes on a timely basis. The expected adoption will not materially affect the Group.

Amendments to PFRS 9 and PFRS 7, Classification and Measurement of Financial Instruments

The amendments clarify that a financial liability is derecognized on the 'settlement date', i.e., when the related obligation is discharged, cancelled, expires or the liability otherwise qualifies for derecognition. They also introduce an accounting policy option to derecognize financial liabilities that are settled through an electronic payment system before settlement date if certain conditions are met. The amendments also clarify how to assess the contractual cash flow characteristics of financial assets that include environmental, social and governance (ESG)-linked features and other similar contingent features. Furthermore, the amendments clarify the treatment of non-recourse assets and contractually linked instruments. The expected adoption will not materially affect the Group.

Amendments to PFRS 9 and PFRS 7, Contracts Referencing Nature-dependent Electricity

The amendments only apply to contracts that reference nature-dependent electricity such as contracts to buy or sell nature-dependent electricity, as well as financial instruments that reference such electricity. This amendment cannot be applied by analogy to other contracts, items or transactions. The amendments clarify the application of the 'own-use' requirements for in-scope contracts, amend the designation requirements for a hedge item in a cash flow hedging relationship for in-scope contracts and include new disclosure requirements. The expected adoption will not materially affect the Group.

Annual Improvements to PFRS Accounting Standards - Volume 11

The amendments are limited to changes that either clarify the wording in an Accounting Standard or correct relatively minor unintended consequences, oversight or conflicts between the requirements in the Accounting Standards. The following is the summary of the Standards involved and their related amendments.

- Amendments to PFRS 1, *Hedge Accounting by a First-time Adopter*
The amendments included in paragraphs B5 and B6 of PFRS 1 cross references to the qualifying criteria for hedge accounting in paragraph 6.4.1(a), (b) and (c) of PFRS 9. These are intended to address potential confusion arising from an inconsistency between the wording in PFRS 1 and the requirements for hedge accounting in PFRS 9.
- Amendments to PFRS 7, *Gain or Loss on Derecognition*
The amendments updated the language of paragraph B38 of PFRS 7 on unobservable inputs and included a cross reference to paragraphs 72 and 73 of PFRS 13.
- Amendments to PFRS 9
 - a) *Lessee Derecognition of Lease Liabilities*
The amendments to paragraph 2.1 of PFRS 9 clarified that when a lessee has determined that a lease liability has been extinguished in accordance with PFRS 9, the lessee is required to apply paragraph 3.3.3 and recognize any resulting gain or loss in profit or loss.
 - b) *Transaction Price*
The amendments to paragraph 5.1.3 of PFRS 9 replaced the reference to 'transaction price as defined by PFRS 15 Revenue from Contracts with Customers' with 'the amount determined by applying PFRS 15'. The term 'transaction price' in relation to PFRS 15 was potentially confusing and so it has been removed. The term was also deleted from Appendix A of PFRS 9.
- Amendments to PFRS 10, *Determination of a 'De Facto Agent'*
The amendments to paragraph B74 of PFRS 10 clarified that the relationship described in B74 is just one example of various relationships that might exist between the investor and other parties acting as de facto agents of the investor.
- Amendments to PAS 7, *Cost Method*
The amendments to paragraph 37 of PAS 7 replaced the term 'cost method' with 'at cost', following the prior deletion of the definition of 'cost method'.

The expected adoption of these amendments will not materially affect the Group.

Effective beginning on or after January 1, 2027

PFRS 17, Insurance Contracts

PFRS 17 establishes the principles for the recognition, measurement, presentation and disclosure of insurance contracts within the scope of the standard. The objective of PFRS 17 is to ensure that an entity provides relevant information that faithfully represents those contracts. This information gives a basis for users of the financial statements to assess the effect that insurance contracts have on the entity's financial position, financial performance and cash flows.

The key principles in PFRS 17 are that an entity:

- Identifies as insurance contracts those contracts under which the entity accepts significant insurance risk from another party (the policyholder) by agreeing to compensate the policyholder if a specified uncertain future event (the insured event) adversely affects the policyholder;
- Separates specified embedded derivatives, distinct investment components and distinct performance obligations from the insurance contracts;
- Divides the contracts into groups that it will recognize and measure;

- Recognizes and measures groups of insurance contracts at:
 - i. a risk-adjusted present value of the future cash flows (the fulfilment cash flows) that incorporates all of the available information about the fulfilment cash flows in a way that is consistent with observable market information; plus (if this value is a liability) or minus (if this value is an asset); or
 - ii. an amount representing the unearned profit in the group of contracts (the contractual service margin);
- Recognizes the profit from a group of insurance contracts over the period the entity provides insurance cover, and as the entity is released from risk. If a group of contracts is or becomes loss-making, an entity recognizes the loss immediately;
- Presents separately insurance revenue (that excludes the receipt of any investment component), insurance service expenses (that excludes the repayment of any investment components) and insurance finance income or expenses; and
- Discloses information to enable users of the financial statements to assess the effect that contracts within the scope of PFRS 17 have on the financial position, financial performance, and cash flows of an entity.

On February 14, 2025, the FSRSC approved the amendment to PFRS 17, *Insurance Contracts* that further defers the date of initial application by an additional two (2) years, to annual periods beginning on or after January 1, 2027. This is consistent with Circular Letter No. 2025-04 issued by the Insurance Commission dated March 10, 2025.

PFRS 17 is effective for reporting periods beginning on or after January 1, 2027, with comparative figures required. Early application is permitted. The new standard is not applicable to the Group since it has no activities that are predominantly connected with insurance or issue insurance contracts.

PFRS 18, Presentation and Disclosure in Financial Statements

The standard replaces PAS 1 Presentation of Financial Statements and responds to investors' demand for better information about companies' financial performance. The new requirements include:

- Required totals, subtotals and new categories in the statement of profit or loss
- Disclosure of management-defined performance measures
- Guidance on aggregation and disaggregation

The expected adoption of this standard will not materially affect the Group.

PFRS 19, Subsidiaries without Public Accountability

The standard allows eligible entities to elect to apply PFRS 19's reduced disclosure requirements while still applying the recognition, measurement and presentation requirements in other PFRS accounting standards. The application of the standard is optional for eligible entities.

The expected adoption of this standard will not materially affect the Group.

Amendment to PAS 21, Translation to a Hyperinflationary Presentation Currency

The amendments introduce translation requirements for entities translating their financial statements, or the results and financial position of a foreign operation, from a functional currency that is the currency of a non-hyperinflationary economy to a presentation currency that is the currency of a hyperinflationary economy.

The expected adoption of this standard will not materially affect the Group.

Deferred effectivity

PFRS 10, Consolidated Financial Statements and PAS 28, Investments in Associates and Joint Ventures - Sale or Contribution of Assets between an Investor and its Associate or Joint Venture

These amendments address an acknowledged inconsistency between the requirements in PFRS 10 and those in PAS 28 in dealing with the sale or contribution of assets between an investor and its associate or joint venture. The amendments require that a full gain or loss is recognized when a transaction involves a business (whether it is housed in a subsidiary or not). A partial gain or loss is recognized when a transaction involves assets that do not constitute a business, even if these assets are housed in a subsidiary.

These amendments are originally effective from annual periods beginning on or after January 1, 2016. This mandatory adoption date was later on deferred indefinitely pending the final outcome of the IASB's research project on International Accounting Standards 28. Adoption of these amendments when they become effective will not have any impact on the financial statements.

4. SUMMARY OF MATERIAL ACCOUNTING POLICIES

The material accounting policies applied in the preparation of these consolidated financial statements are set out below. These policies have been consistently applied to all the years presented, unless otherwise stated.

Current versus non-current classification

The Group presents assets and liabilities in the consolidated statements of financial position based on current/non-current classification. An asset is current when it is:

- Expected to be realized or intended to be sold or consumed in normal operating cycle;
- Held primarily for the purpose of trading; or
- Expected to be realized within twelve months after the end of the reporting period; or
- Cash or cash equivalent unless restricted from being exchanged or used to settle a liability for at least twelve months after the end of the reporting period.

The Group classifies all other assets as non-current.

A liability is current when:

- It is expected to be settled in normal operating cycle;
- It is held primarily for the purpose of trading;
- It is due to be settled within twelve months after the end of the reporting period; or
- There is no unconditional right to defer the settlement of the liability for at least twelve months after the end of the reporting period.

The Group classifies all other liabilities as non-current.

Financial Instruments

Date of Recognition

Financial assets and financial liabilities are recognized in the consolidated statements of financial position of the Group when it becomes a party to the contractual provisions of the instrument.

Initial Recognition

All financial assets and financial liabilities are initially recognized at fair value. Except for financial assets and financial liabilities at FVPL, the initial measurement of these financial instruments includes transaction costs.

Determination of Fair Value

The fair value for instruments traded in active market at the reporting date is based on their quoted market price. For all other financial instruments not listed in an active market, the fair value is determined by using appropriate techniques or comparison to similar instruments for which market observable prices exists.

Where the transaction price in a non-active market is different from the fair value of other observable current market transactions in the same instruments or based on a valuation technique, the Group recognizes the difference between the transaction price and fair value in the statement of comprehensive income unless it qualifies for recognition as some other type of asset.

Offsetting of Financial Instruments

Financial assets and financial liabilities are offset and the net amount reported in the consolidated statement of financial position if, and only if, there is a currently enforceable legal right to offset the recognized amounts and there is an intention to settle on a net basis, or to realize the asset and settle the liability simultaneously. This is not generally the case with master netting agreements, and the related assets and liabilities are presented gross in the consolidated statements of financial position.

Classification and Measurement of Financial Assets

The classification of financial assets at initial recognition depends on the financial asset's contractual cash flow characteristics and the Group's business model for managing them. Except for financial assets at FVPL, all financial assets are initially measured at fair value plus transaction costs. Trade receivables that do not contain a significant financing component are measured at the transaction price determined under PFRS 15.

The Group's business model for managing financial assets refers to how it manages its financial assets in order to generate cash flows. The business model determines whether cash flows will result from collecting contractual cash flows, selling the financial assets, or both.

- Financial Assets at Amortized Cost

The Group measures financial assets at amortized cost if both of the following conditions are met:

- The financial asset is held within a business model with the objective to hold financial assets in order to collect contractual cash flows and;
- The contractual terms of the financial asset give rise on specified dates to cash flows that are solely payments of principal and interest on the principal amount outstanding.

Financial assets at amortized cost are subsequently measured using the effective interest (EIR) method and are subject to impairment. Gains and losses are recognized in profit or loss when the asset is derecognized or impaired.

The Group's financial assets at amortized cost includes cash and cash equivalents and receivables.

- Financial Assets at Fair Value through Other Comprehensive Income (FVOCI)

Equity instruments

Upon initial recognition, the Group can elect to classify irrevocably its equity investments as equity instruments designated at FVOCI when they meet the definition of equity and are not held for trading. The classification is determined on an instrument-by-instrument basis.

Subsequent to initial recognition, financial assets at FVOCI are carried at fair value. Gains and losses on these financial assets are never recycled to profit or loss. However, the Group may transfer the cumulative gain or loss within equity. Dividends are recognized as other income in the statement of profit or loss when the right of payment has been established, except when the Group benefits from such proceeds as a recovery of part of the cost of the financial asset, in which case, such gains are recorded in other comprehensive income. Equity instruments designated at FVOCI are not subject to impairment assessment.

Included in this category are the Group's quoted and unquoted equity investments. (see Note 13)

Debt instruments

A debt financial asset is measured at FVOCI if both of the following conditions are met:

- The financial asset is held within a business model whose objective is achieved by both collecting contractual cash flows and selling financial assets and;
- The contractual terms of the financial asset give rise on specified dates to cash flows that are solely payments of principal and interest on the principal amount outstanding.

These financial assets are subsequently measured at fair value. Gains and losses arising from changes in fair value are included in other comprehensive income within a separate component of equity. Impairment losses or reversals, interest income and foreign exchange gains and losses are recognized in profit and loss until the financial asset is derecognized. Upon derecognition, the cumulative gain or loss previously recognized in other comprehensive income is reclassified from equity to profit or loss. This reflects the gain or loss that would have been recognized in profit or loss upon derecognition if the financial asset had been measured at amortized cost. Impairment is measured based on the expected credit loss (ECL) model.

As of December 31, 2025 and 2024, the Group does not have debt instruments at FVOCI.

- **Financial Assets at Fair Value through Profit or Loss (FVPL)**

Financial assets at FVPL include financial assets held for trading, financial assets designated upon initial recognition at fair value through profit or loss, or financial assets mandatorily required to be measured at fair value. Financial assets are classified as held for trading if they are acquired for the purpose of selling or repurchasing in the near term. Financial assets with cash flows that are not solely payments of principal and interest are classified and measured at fair value through profit or loss, irrespective of the business model. Notwithstanding the criteria for debt instruments to be classified at amortized cost or at FVOCI, as described above, debt instruments may be designated at FVPL on initial recognition if doing so eliminates, or significantly reduces, an accounting mismatch.

Financial assets at FVPL are subsequently carried in the consolidated statement of financial position at fair value with net changes in fair value recognized in the consolidated statements of comprehensive income. Dividends are also recognized as other income in the consolidated statements of comprehensive income when the right of payment has been established.

As of December 31, 2025 and 2024, included in this category are the Group's equity investments listed in Philippine Stock Exchange.

Classification and Measurement of Financial Liabilities

Initial recognition and measurement

Financial liabilities are classified, at initial recognition, as financial liabilities at fair value through profit or loss, loans and borrowings, payables, or as derivatives designated as hedging instruments in an effective hedge, as appropriate.

All financial liabilities are recognized initially at fair value and, in the case of loans and borrowings and payables, net of directly attributable transaction costs.

Subsequent measurement

After initial recognition, interest-bearing loans, borrowings and other financial liabilities are subsequently measured at amortized cost using the EIR method. Gains and losses are recognized in profit or loss when the liabilities are derecognized as well as through the EIR amortization process.

Amortized cost is calculated by taking into account any discount or premium on acquisition and fees or costs that are an integral part of the EIR. The EIR amortization is included as finance costs in the consolidated statements of comprehensive income.

As of December 31, 2025 and 2024, included in this category are the Group's accounts payable and accrued expenses.

Reclassification of Financial Assets

The Group can only reclassify financial assets if the objective of its business model for managing those financial assets changes. Accordingly, the Group is required to reclassify financial assets:

- (i) from amortized cost to FVPL, if the objective of the business model changes so that the amortized cost criteria is no longer met; and,
- (ii) from FVPL to amortized cost, if the objective of the business model changes so that the amortized cost criteria start to be met and the characteristic of the instrument's contractual cash flows meet the amortized cost criteria.

A change in the objective of the Group's business model will be effected only at the beginning of the next reporting period following the change in the business model.

Impairment of Financial Assets

The Group recognizes an allowance for expected credit losses (ECLs) for all debt instruments not held at fair value through profit or loss. ECLs are based on the difference between the contractual cash flows due in accordance with the contract and all the cash flows that the Group expects to receive, discounted at an approximation of the original effective interest rate. The expected cash flows will include cash flows from the sale of collateral held or other credit enhancements that are integral to the contractual terms. ECLs are recognised in two stages. For credit exposures for which there has not been a significant increase in credit risk since initial recognition, ECLs are provided for credit losses that result from default events that are possible within the next 12-months (a 12-month ECL). For those credit exposures for which there has been a significant increase in credit risk since initial recognition, a loss allowance is required for credit losses expected over the remaining life of the exposure, irrespective of the timing of the default (a lifetime ECL). For trade receivables, the Group applies a simplified approach in calculating ECLs. Therefore, the Group does not track changes in credit risk, but instead recognises a loss allowance based on lifetime ECLs at each reporting date. The Group has established probability of default rates for third party trade receivables based on its historical credit loss experience, adjusted for forward-looking factors specific to the debtors and the economic environment. The Group applies the historical credit loss method in case undue cost or effort is involved in calculating the ECL by considering the forward-looking factors. For inter-group trade receivables, the Group has established probability of default rates based on internal credit rating of the customers. Internal credit ratings are based on methodologies adopted by independent credit rating agencies. Therefore, the internal ratings already consider forward looking information.

The Group considers a financial asset to be in default when contractual payments are 180 days past due. However, the Group considers internal or external information when there are indicators that the Parent Company is unlikely to receive the outstanding contractual amounts in full before taking into account any credit enhancements held by the Group. A financial asset is written off when there is no reasonable expectation of recovering the contractual cash flows.

Derecognition of Financial Instruments

Financial Assets

A financial asset (or, where applicable a part of a financial asset or part of a group of financial assets) is derecognized where:

- the rights to receive cash flows from the asset have expired;
- the Group retains the right to receive cash flows from the asset, but has assumed an obligation to pay them in full without material delay to a third party.
- the Group has transferred its rights to receive cash flows from the asset and either (a) has transferred substantially all the risks and rewards of the asset, or (b) has neither transferred nor retained substantially all the risks and rewards of the asset, but has transferred the control of the asset.

Where the Group has transferred its rights to receive cash flows from an asset or has entered into a pass-through arrangement, and has neither transferred nor retained substantially all the risks and rewards of the asset nor transferred control of the asset, the asset is recognized to the extent of the Group's continuing involvement in the asset. Continuing involvement that takes the form of a guarantee over the transferred asset is measured at the lower of original carrying amount of the asset and the maximum amount of consideration that the Group could be required to repay.

Financial Liabilities

A financial liability is derecognized when the obligation under the liability is discharged or cancelled or has expired. Where an existing financial liability is replaced by another from the same lender on substantially different terms, or the terms of an existing liability are substantially modified, such an exchange or modification is treated as a de-recognition of the original liability and the recognition of a new liability, and the difference in the respective carrying amounts is recognized in profit or loss.

Cash and Cash Equivalents

Cash and cash equivalents are defined as cash on hand, demand deposits and short-term, highly liquid investments readily convertible to known amounts of cash and which are subject to insignificant risk of changes in value. Cash and cash equivalents are initially measured at fair value.

Real Estate for Sale

Real estate for sale consists of land, residential houses and lots for sale and development. These are properties acquired, constructed, being developed or to be developed with a view to sell in the ordinary course of business.

Real estate for sale is carried at the lower of cost and net realizable value. Cost includes the value of land plus expenditures necessary to complete the housing units (materials and labor cost). Net realizable value is the estimated selling price in the ordinary course of business less cost to complete and sell the units. NRV is determined in a manner provided in Note 5. As of December 31, 2025 and 2024, real estate inventories are carried at cost.

Prepayments and Other Current Assets

Prepayments and other current assets consist of input taxes, prepaid expenses and deposits. They are carried at cost less the amortized portion.

Property and Equipment

Property and equipment are initially recognized at cost. The initial cost of property and equipment comprises its purchase price and any directly attributable costs of bringing the asset to its working condition and location for its intended use.

Property and equipment are subsequently stated at cost less accumulated depreciation and impairment losses, if any. Expenditures for additions, improvements and renewals are capitalized; expenditures for repairs and maintenance are charged to expense as incurred. When assets are sold, retired or otherwise disposed of, their cost and related accumulated depreciation and impairment losses are removed from the accounts and any resulting gain or loss is reflected in income for the period.

Depreciation of an item of property and equipment begins when it becomes available for use, i.e., when it is in the location and condition necessary for it to be capable of operating in the manner intended by management.

Depreciation is computed using the straight-line method over the stipulated useful lives of the assets as follows:

	Estimated useful life
Condominium units and improvements	15-25 years
Office furniture, fixtures and office equipment	3-5 years
Transportation equipment	3-5 years

An asset's carrying amount is written down immediately to its recoverable amount if the asset's carrying amount is greater than its estimated recoverable amount.

The residual values and estimated useful lives of property and equipment are reviewed, and adjusted if appropriate, at each reporting period.

An item of property and equipment is derecognized upon disposal or when no future economic benefits are expected to arise from the continued use of the asset. Any gain or loss arising on derecognition of the asset (calculated as the difference between the net disposal proceeds and the carrying amount of the item) is included in the consolidated statements of comprehensive income in the year the item is derecognized.

Investment Properties

Investment properties are properties that are held to earn rentals or for capital appreciation or both and that is not occupied by the Group. Investment properties are initially measured at cost and subsequently carried at cost, less accumulated depreciation and impairment losses, if any.

The Group's investment properties include parcels of land and a condominium unit that are held for currently undetermined future use and to earn rentals, respectively.

Investment properties are derecognized when either they have been disposed of, or when the investment property is permanently withdrawn from service and no future economic benefit is expected from its disposal. Any gains or losses on the retirement or disposal of an investment property are recognized in the consolidated statements of comprehensive income in the year of retirement or disposal.

Transfers are made to and from investment property when, and only when there is change in use, evidenced by commencement of owner-occupation or commencement of development with a view to sale. The transfer is recorded using the carrying amount of the investment property at the date of change in use.

Impairment of Non-financial Assets

The carrying values of property and equipment and investment properties are reviewed for impairment when events or changes in circumstances indicate that their carrying values may not be recoverable. If any such indication exists and where the carrying values exceed the estimated recoverable amount, the assets or cash generating units are written down to their recoverable amount. The recoverable amount of property and equipment and investment properties is the greater of net selling price and value in use. In assessing value in use, the estimated future cash flows are discounted to their present value using a pre-tax discount rate that reflects current market assessments of time value of money and the risks specific to the asset. For an asset that does not generate largely independent cash inflows, the recoverable amount is determined for the cash-generating unit to which the asset belongs. Impairment losses are recognized in the consolidated statements of comprehensive income.

If there is any indication at end of the reporting period that an impairment loss recognized for an asset in prior years may no longer exist or may have decreased, the Group estimates the recoverable amount of that asset and the carrying amount of the asset is adjusted to the recoverable amount resulting in the reversal of the impairment loss.

Equity

Share capital is determined at the par value of shares that have been issued.

Additional paid-in capital includes any premiums received on the initial issuance of capital stock. Any transaction costs associated with the issuance of shares are deducted from additional paid-in capital, net of any related income tax benefits.

Fair value gain on FVOCI financial assets pertains to mark-to-market valuation of financial assets at fair value through other comprehensive income.

Deficit includes all current and prior period results of operations as disclosed in the consolidated statements of comprehensive income including changes in accounting standard in accordance with PAS 8.

Other comprehensive income comprises items of income and expenses (including items previously presented in the Consolidated Statement of Changes in Equity) that are not recognized in the consolidated statements of comprehensive income for the year in accordance with PFRS.

Earnings Per Share

Basic earnings per share is computed by dividing profit for the period by the weighted average number of shares issued and outstanding during the year.

Diluted EPS is computed by dividing the profit for the period by the weighted average number of shares issued and outstanding during the year plus the weighted average number of shares that would be issued on the conversion of dilutive potential shares.

Operating Segments

Operating segment is a component of an entity that engages in business activities from which it may earn revenues and incur expenses whose operating results are regularly reviewed by the chief operating decision maker to make decisions about how resources are to be allocated and for which discrete financial information is available. Financial information on operating segments is presented in Note 26.

Related Party Transactions

Parties are considered related if one party has the ability to control the other party or exercise significant influence over the other party in making financial and operating decisions. The related party transactions are recognized based on transfer of resources or obligations between related parties, regardless whether a price is charged.

Revenue Recognition

Revenue from contracts with customers is recognized when control of the goods and services are transferred to the customer at transaction price. Transaction price is the amount that reflects the consideration to which the Group expects to be entitled to in exchange for those goods and services. The Group has generally concluded that it is the principal in its revenue arrangements because it typically controls the goods and services before transferring them to the customer.

The following specific recognition criteria must be met before revenue is recognized:

- Real estate

The Group derives its real estate revenue from sale of lots, house and lot and condominium units. Revenue from substantially completed real estate projects where collectability of sales price is reasonably assured is accounted for using the full accrual method. Collectability of the sales price is demonstrated by the buyer's commitment to pay, which in turn is supported by substantial initial and continuing investments that give the buyer a stake in the property sufficient that the risk of loss through default motivates the buyer to honor its obligation to the seller.

Revenue from sale of real estate projects under pre-completion stage are recognized over time during the construction period using the Percentage of Completion (POC) method where the Group have material obligation under the sales contract to complete the project after the property is sold. In measuring the progress of its performance obligation over time, the Group uses output method. The Group recognizes revenue on the basis of direct measurements of the value to customers of the goods and services transferred to date, relative to the remaining goods and services promised under the contract. Progress is measured using survey performance completed to date.

Any excess of progress of work over the right to an amount of consideration that is unconditional, is recognized as installment contract receivables.

Any excess of collections over recognized receivables are included in the "Customers' advances and deposits" account.

If any of the criteria under full accrual or POC method is not met, the deposit method is applied until all the conditions for recording the sale are met. Pending recognition of sale, cash received from buyers are presented under "Customers' advances and deposits" account except when the underlying contract is a lease contract with option to purchase.

Penalties are recognized as income when cash is received and forfeitures from cancelled sales and reservation fees are recognized as income when the cancellation of sales and reservation fees of buyers has been determined and established.

- **Investment income**
Interest income is recognized as the interest accrues (taking into account the effective yield on the asset).

Dividend income is recognized when the shareholders' right to receive the payment is established.

Fair value gain (loss) represents all gain and losses for changes in fair values of financial assets at FVPL.

Realized gain (loss) in sale of shares of stock is recognized upon sale.
- **Gains**
Gains represent other items that meet the definition of income and may, or may not, arise in the course of ordinary activities of the Group. Gains represent increases in economic benefits and have the same nature as revenue. These are recognized as income when earned.

Costs Recognition

- **Cost of real estate sales**
Cost of real estate sales is recognized consistent with the revenue recognition method applied. Costs of subdivision lots and housing unit and condominium units sold before the completion of the development is determined on the basis of the acquisition cost of the land and its full development costs, which include estimated costs for future development works, as determined by the Group's in-house technical team.

The cost of inventory recognized in profit or loss on disposal is determined with reference to specific costs of the property. These costs are allocated to saleable area, with the portion allocable to the sold area being recognized as costs of sales while the portion allocable to the unsold area being recognized as part of real estate inventories.
- **Administrative expense**
Administrative expenses are recognized in the consolidated statement of comprehensive income when decrease in future economic benefit related to a decrease in an asset or increase in a liability has arisen that can be measured reliably.

Administrative expenses are recognized in the consolidated statements of comprehensive income:
 - (i) On the basis of a direct association between the costs incurred and the earning of specific items of income;
 - (ii) On the basis of systematic and rational allocation procedures when economic benefits are expected to arise over several accounting periods and the association can be broadly or indirectly determined; or
 - (iii) Immediately when expenditures produce no future economic benefits or when, and to the extent that, future economic benefits do not qualify or cease to qualify, for recognition in the consolidated statement of financial position as an asset.
- **Commission expense**
The Group recognizes commission expense when services are rendered by agents. Commission expense is recognized upon receipt of certain level of payment from the buyer comprising a

substantial portion of the contract price and the capacity to pay and credit worthiness of buyers have been reasonably established for sales of real estate.

Employee Benefits

Retirement Benefit Obligation

The Group provides retirement benefits to qualified employees in accordance with the minimum requirements of Republic Act No. 7641. The Group has no formal retirement plan and its obligation is limited to the statutory benefit equivalent to one-half (½) month salary for every year of service, as defined under the law.

In accordance with PAS 19, the statutory retirement benefit is treated as an unfunded defined benefit plan. Considering that the Group has fewer than ten (10) employees and that most employees are already at or near retirement age, management determined that measuring the obligation based on the statutory formula using current salaries and total years of service represents a reasonable approximation of the present obligation. Management believes that the impact of applying full actuarial valuation techniques would not result in a material difference to the consolidated financial statements.

The retirement benefit liability is recognized in the consolidated statement of financial position for the amount computed as of reporting date.

Short-term Employee Benefits

Salaries and wages are recognized in the consolidated statements of comprehensive income when the employees' services have been rendered to the Group.

Leases

At inception of a contract, the Group assesses whether a contract is, or contains, a lease. A contract is, or contains a lease if the contract conveys the right to control the use of an identified asset for a period of time in exchange for consideration. To assess whether a contract conveys the right to control the use of an identified asset, the Group uses the definition of a lease in PFRS 16.

As a Lessee

At commencement or on modification of a contract that contains a lease component, the Group allocates the consideration in the contract to each lease component on the basis of its relative stand-alone prices. However, for the leases of property, the Group has elected not to separate non-lease components and account for the lease and non-lease components as a single lease component.

The Group recognizes a right-of-use asset and a lease liability at the lease commencement date. The right-of-use asset is initially measured at cost which comprises the initial amount of the lease liability adjusted for any lease payments made at or before the commencement date, plus any initial direct costs incurred and an estimate of costs to dismantle and remove the underlying asset or to restore the underlying asset of the site on which it is located, less any lease incentives received.

The right-of-use asset is subsequently depreciated using the straight-line method from the commencement date to the end of the lease term unless the lease transfers ownership of the underlying asset to the Group by the end of the lease term or the cost of the right-of-use asset reflects that the Group will exercise a purchase option. In that case, the right-of-use asset will be depreciated over the useful life of the underlying asset which is determined on the same basis as those of property and equipment. In addition, the right-of-use asset is periodically reduced by impairment losses, if any, and adjusted for certain remeasurements of the lease liability.

The lease liability is initially measured at the present value of the lease payments that are not paid at the commencement date, discounted using the interest rate implicit in the lease or if that rate cannot be readily determined, the Group's incremental borrowing rate. Generally, the Group uses its incremental borrowing rate as the discount rate.

Lease payments included in the measurement of the lease liability comprise the following:

- Fixed payments, including in-substance fixed payments;

- Variable lease payment that depends on an index or a rate, initially measured using the index or rate as at the commencement date;
- Amounts expected to be payable under a residual guarantee; and
- The exercise price under a purchase option that the Group is reasonably certain to exercise, lease payments in an optional renewal period if the Group is reasonably certain to exercise an extension option, and penalties for early termination of a lease unless the Group is reasonably certain not to terminate early.

The lease liability is measured at amortized cost using the effective interest method. It is remeasured when there is a change in future lease payments arising from a change in an index or rate, if there is a change in the Group's estimate of the amount expected to be payable under a residual value guarantee, if the Group changes its assessment of whether it will exercise a purchase, extension, or termination option or if there is a revised in-substance fixed lease payment.

When the lease liability is remeasured in this way, a corresponding adjustment is made to the carrying amount of the right-of-use asset or is recorded in profit or loss if the carrying amount of the right-of-use asset has been reduced to zero.

The Group uses a number of practical expedients when applying PFRS 16 to leases previously classified as operating leases under PAS 17. In particular, the Group:

- Does not recognize right-of-use assets and liabilities for leases for which the lease term ends within 12 months from the date of initial application;
- Excludes initial direct costs from the measurement of the right-of-use asset at the date of initial application; and
- Uses hindsight when determining the lease term.

Short-term Leases and Leases of Low-value Assets

The Group has elected not to recognize right-of-use assets and lease liabilities for the leases of low-value assets and short-term leases. The Group recognizes the lease payments associated with these leases as an expense on a straight-line basis over the lease term.

As a Lessor

Leases where a significant portion of the risks and rewards of ownership over the asset are retained by the lessor, are classified as operating leases. Rental income on operating leases is recognized in profit or loss on a straight-line basis of accounting over the period of the lease.

Income Taxes

Current income tax assets or liabilities comprise those claims from, or obligations to, fiscal authorities relating to the current or prior reporting period, that are uncollected or unpaid at the end of reporting period. They are calculated according to the tax rates and tax laws applicable to the fiscal periods to which they relate, based on the taxable profit for the year. All changes to current tax assets or liabilities are recognized as a component of tax expense in the consolidated statements of comprehensive income.

Deferred tax is provided, using the balance sheet liability method on temporary differences at the end of reporting period between the tax base of assets and liabilities and their carrying amounts for financial reporting purposes.

Under the balance sheet liability method, with certain exceptions, deferred tax liabilities are recognized for all taxable temporary differences and deferred tax assets are recognized for all deductible temporary differences and the carry forward of unused tax losses and unused tax credits to the extent that it is probable that taxable profit will be available against which the deferred tax asset is to be utilized.

Deferred tax assets and liabilities are measured at the tax rates that are expected to apply to the period when the asset is realized or the liability is settled, based on tax rates and tax laws that have been enacted or substantively enacted at the end of reporting period.

The carrying amount of deferred tax assets is reviewed at the end of each reporting period and reduced to the extent that it is probable that sufficient taxable profit will be available to allow all or part of the deferred tax asset to be utilized.

Deferred tax relating to items recognized outside profit or loss is recognized outside profit or loss in the consolidated statement of comprehensive income. Deferred tax items are recognized in relation to the underlying transaction either in other comprehensive income or directly in equity.

Deferred tax assets and deferred tax liabilities are offset if a legally enforceable right exists to set off current tax assets against current tax liabilities and the deferred tax relate to the same taxable entity and the same taxation authority.

Functional Currency and Foreign Currency Transactions

- *Functional and Presentation Currency*
Items included in the consolidated financial statements are measured using the currency of the primary economic environment in which the entity operates (the “functional currency”). The consolidated financial statements are presented in Philippine peso, which is the Group’s functional currency.
- *Transaction and Balances*
The accounting records of the Group are maintained in Philippine peso. Foreign currency transactions during the year are translated into the functional currency at exchange rates which approximate those prevailing on transaction dates.

Foreign exchange gains and losses resulting from the settlement of such transactions and from the translation at year-end exchange rates of monetary assets and liabilities denominated in foreign currencies are recognized in the consolidated statements of comprehensive income.

Provisions

Provisions are recognized when present obligations will probably lead to an outflow of economic resources and they can be estimated reliably even if the timing or amount of the outflow may still be uncertain. A present obligation arises from the presence of a legal or constructive commitment that has resulted from past events, for example, legal disputes or onerous contracts.

Provisions are measured at the estimated expenditure required to settle the present obligation, based on the most reliable evidence available at the end of reporting period, including the risks and uncertainties associated with the present obligation. Any reimbursement expected to be received in the course of settlement of the present obligation is recognized, if virtually certain as a separate asset, not exceeding the amount of the related provision. Where there are a number of similar obligations, the likelihood that an outflow will be required in settlement is determined by considering the class of obligations as a whole. In addition, long-term provisions are discounted to their present values, where time value of money is material.

Provisions are reviewed at the end of each reporting period and adjusted to reflect the current best estimate.

In those cases where the possible outflow of economic resources as a result of present obligations is considered improbable or remote, or the amount to be provided for cannot be measured reliably, no liability is recognized in the consolidated financial statements.

Contingencies

Contingent liabilities are not recognized in the consolidated financial statements. They are disclosed unless the possibility of outflow of resources embodying economic benefits is remote. Contingent assets are not recognized in the consolidated financial statements but disclosed when an inflow of economic benefits is probable.

Events after the End of Reporting Period

The Group identifies subsequent events as events that occurred after the reporting period but before the date when the consolidated financial statements were authorized for issue. Any

subsequent events that provide additional information about the Group's financial position at the balance sheet date are reflected in the consolidated financial statements.

Events that are not adjusting events are disclosed in the notes to the consolidated financial statements when material.

5. SIGNIFICANT ACCOUNTING JUDGMENTS AND ESTIMATES

The preparation of the consolidated financial statements in conformity with PFRS requires management to make judgments and estimates that affect the amounts reported in the consolidated financial statements. The judgments and estimates used in the consolidated financial statements are based upon management's evaluation of relevant facts and circumstances as of the date of the consolidated financial statements. Actual results could differ from such estimates. Future events may occur which will cause the judgments and estimates used in arriving at the estimates to change. The effects of any change in judgments and estimates are reflected in the consolidated financial statements as they become reasonably determinable.

Judgments

In the process of applying the accounting policies of the Group, management has made the following judgments, apart from those involving estimations, which have the most significant effect on amounts recognized in the consolidated financial statements:

- *Determination of control* - The Parent Company controls an entity if and only if the Parent Company has (i) Power over the entity, (ii) Exposure or rights to variable returns from its involvement with the entity, and (iii) The ability to use its power over the entity to affect the amount of Parent Company's returns.

The Parent Company regularly reassesses whether it controls an investee when facts and circumstances indicate that there are changes to one or more elements of controls above.

As of December 31, 2025 and 2024, the Parent Company determined that it exercise control over its subsidiaries.

- *Recognition of deferred tax assets* – the Group review the carrying amounts at the end of each reporting period and adjust the balance of deferred tax assets to the extent that it is no longer probable that sufficient taxable profit will be available to allow all or part of the deferred tax assets to be utilized. As of December 31, 2025 and 2024, the Group did not recognize deferred tax asset amounting to P29.27 million and P29.61 million, respectively, since it does not expect to have sufficient profit against which the deferred tax asset can be utilized. (see Note 25)
- *Classification of financial instruments* – the Group classifies financial assets in their entirety based on the contractual cash flows characteristics of the financial assets and the Group's business model for managing the financial assets. The Group classifies its financial assets into the following measurement categories:
 - a. Financial assets measured at amortized cost;
 - b. Financial assets measured at fair value through profit or loss;
 - c. Financial assets measured at fair value through other comprehensive income, where cumulative gains or losses previously recognized are reclassified to profit or loss; and
 - d. Financial assets measured at fair value through other comprehensive income, where cumulative gains or losses previously recognized are not reclassified to profit or loss.

The Group determines the classification at initial recognition and re-evaluates this classification at every reporting date.

- *Classification of property* – The Group determines whether a property is classified as investment property or inventory as follows:
 - a. Investment property comprises of land and condominium unit which are not occupied substantially for use by, or in the operations of the Group, nor for sale in the ordinary course of business, but are held primarily to earn rental income and capital appreciation.
 - b. Inventory comprises property that is held for sale in the ordinary course of business. Principally, this is residential property that the Group develops and intends to sell before or upon completion of construction.
- *Revenue recognition* – Part of the assessment process of the Group before revenue recognition is to assess the probability that the Group will collect the consideration to which it will be entitled in exchange for the real estate property that will be transferred to the customer. In evaluating whether collectability of an amount of consideration is probable, the Group considers the significance of the customer's initial payments in relation to the total contract price. Collectability is also assessed by considering factors such as past history of customer, age and pricing of the property. Management regularly evaluates the historical cancellations and back-outs if it would still support its current threshold of customers' equity before commencing revenue recognition.
- *Litigations* – The Group is currently involved in some legal proceedings. While estimates have been developed on possible outcome of these cases, management believes that the ultimate outcome will not have a material effect on the consolidated financial statements. However, a change in underlying estimates could affect the consolidated financial statements in the future.

As of December 31, 2025 and 2024, there were no provisions for litigation in the accompanying consolidated financial statements.

- *Recognition of retirement benefit obligation* - The Group provides retirement benefits in accordance with Republic Act No. 7641. Under PAS 19, this constitutes an unfunded defined benefit plan.

Management exercised judgment in determining that, considering the Group has fewer than ten (10) employees and that most employees are already at or near retirement age, measurement of the obligation using the statutory formula based on current salaries and total years of service represents a reasonable approximation of the present value of the defined benefit obligation. Management believes that the application of full actuarial valuation techniques would not result in a materially different amount.

As of December 31, 2025 and 2024, the Group recognized retirement benefit obligation amounting to P13,359,352 and P13,203,896, respectively. (see Note 22)

Accounting Estimates

The key assumptions concerning the future and other key sources of estimation of uncertainty at the end of reporting period, that have significant risk of causing a material adjustment to the carrying amounts of assets and liabilities within the next financial year are discussed below:

- *Determination of fair value of assets and liabilities*

The Group measures fair value of assets and liabilities using the following fair value hierarchy that reflects the significance of the inputs used in making the measurements.

Level 1

Included in the Level 1 category are assets and liabilities that are measured in whole or in part by reference to published quotes in an active market. Assets and liabilities are regarded as quoted in an active market if quoted prices are readily and regularly available from an exchange, dealer, broker, industry group, pricing service or regulatory agency and those prices represent actual and regularly occurring market transactions on an arm's length basis.

Level 2

Inputs other than quoted prices included within Level 1 that are observable for the asset or liability, either directly (that is, as prices) or indirectly (that is, derived from prices)

Level 3

Inputs for the asset or liability that are not based on observable market data (that is, unobservable inputs)

Fair value measurement is discussed in Note 6.

- *Impairment of non-financial assets* – the Group assesses whether there are indications of impairment on its long-lived assets, at least on an annual basis. This requires an estimation of the value-in-use of the cash generating units to which the assets belong. Estimating the value-in-use requires the Group to make an estimate of the expected future cash flows from the cash generating unit and also to choose a suitable discount rate in order to calculate the present value of those cash flows.
- *Provisions* – the Group provides for present obligations (legal or constructive) where it is probable that there will be an outflow of resources embodying economic benefits that will be required to settle said obligations. An estimate of the provisions is based on known information at end of the reporting period, net of any estimated amount that may be reimbursed to the Group. The amount of provision is being re-assessed at least on an annual basis to consider new relevant information.
- *Estimating useful lives and residual values of property and equipment* – the Group estimate the useful lives and residual values of property and equipment based on the internal technical evaluation and experience. Estimated lives of property and equipment are reviewed periodically and updated if expectations differ from previous estimates due to physical wear and tear, technical and commercial obsolescence and other limits on the use of the assets.

Depreciation is computed on the straight-line basis over the estimated useful lives of the assets as follows:

	Estimated useful life
Condominium units and improvements	15-25 years
Office furniture, fixtures and office equipment	3-5 years
Transportation equipment	3-5 years

- *Estimating NRV of real estate inventories* -The carrying value of real estate inventories is carried at lower of cost and NRV. The estimates used in determining NRV is dependent on the recoverability of its cost with reference to existing market prices, location or the recent market transactions. The amount and timing of recorded cost for any period would differ if different estimates were used.
- *Estimation of allowance for impairment loss on receivables* – The Group reviews its receivables at each reporting date to assess whether an allowance for impairment should be recorded in the consolidated statements of comprehensive income. The measurement of credit losses under PFRS 9 requires significant judgment, in particular, the estimation of the amount and timing of future cash flows and collateral values when determining impairment losses and the assessment of a significant increase in credit risk. These estimates are driven by a number of factors, changes in which can result in different levels of allowance.

6. FAIR VALUE MEASUREMENT

The fair value for assets and liabilities traded in active market at the reporting date is based on their quoted market price. For all other assets and liabilities not listed in an active market, the fair value is determined by using appropriate techniques or comparison to similar instruments for which market observable prices exists.

Where the transaction price in a non-active market is different from the fair value of other observable current market transactions in the same instruments or based on a valuation technique,

the Group recognizes the difference between the transaction price and fair value in the consolidated statements of comprehensive income unless it qualifies for recognition as some other type of asset.

Assets and liabilities measured at fair value and those which are not measured at fair value but fair value is required to be disclosed are categorized in a manner discussed in Note 5.

The following table presents the summary of the Group's assets and liabilities measured or disclosed at fair value on a recurring or non-recurring basis recognized in the Consolidated Statements of Financial Position as of December 31, 2025 and 2024:

2025	Level 1		Level 2		Level 3	
Assets						
Loans and receivables						
Cash and cash equivalents*	P	-	P	282,025,562	P	-
Receivables**		-		21,104,508		-
Non-current installment contracts receivable						
		-		3,982,512		-
Financial assets at FVPL		66,840,871		-		-
Financial assets at FVOCI						
Unquoted equity investments		-		27,842,090		-
Quoted equity investments		14,800,000		-		-
Other non-current assets		-		15,096,516		-
Investment properties		-		528,412,500		56,000,000
	P	81,640,871	P	878,463,688	P	56,000,000
Liabilities						
Accounts payable and accrued expenses	P	-	P	9,904,678	P	-

* Amount is exclusive of cash on hand amounting to P30,000.

** Amount is inclusive of current installment contracts receivable amounting to P3,985,842.

2024	Level 1		Level 2		Level 3	
Assets						
Loans and receivables						
Cash and cash equivalents*	P	-	P	289,426,547	P	-
Receivables**		-		19,650,145		-
Non-current installment contracts receivable						
		-		7,246,371		-
Financial assets at FVPL		49,378,735		-		-
Financial assets at FVOCI						
Unquoted equity investments		-		28,142,090		-
Quoted equity investments		14,800,000		-		-
Other non-current assets		-		15,096,516		-
Investment properties		-		528,412,500		56,000,000
	P	64,178,735	P	887,974,169	P	56,000,000
Liabilities						
Accounts payable and accrued expenses	P	-	P	10,946,948	P	-

* Amount is exclusive of cash on hand amounting to P30,000.

** Amount is inclusive of current installment contracts receivable amounting to P1,943,862.

Fair values were determined as follows:

- Due to short-term nature of transactions of cash and cash equivalents, receivables and accounts payable and accrued expenses, the fair values approximate the carrying amounts.
- Fair values of non-current installment contracts receivable were determined by discounting future cash flows at market prevailing interest rates.
- Fair values of FVPL financial assets were determined through the Philippine Stock Exchange.
- Fair values of quoted equity investments were determined using the quoted market prices at the end of reporting period.
- The fair values of unquoted equity investments were determined using net asset approach.
- Fair values of Investment properties under level 2 were determined by reference to the proposal to buy/sell the properties and adjacent properties thereto. Fair value of level 3 investment properties was determined using Sales comparison approach.

7. RISK MANAGEMENT OBJECTIVES AND POLICIES

Risk management framework

The Group's audit committee is responsible for the over-all effectiveness of risk management system. Furthermore, it is also the committee's purpose to lead the general evaluation and to provide assistance in the continuous improvement of the Group's risk management, control and governance processes. These functions also require that:

- Financial reports comply with established internal policies and procedures, pertinent accounting and auditing standards, and other regulatory requirements;
- Risks are properly identified, evaluated and managed, specifically in the areas of managing credit, market, liquidity, operational, legal and other risks;
- The BOD is properly assisted in the development of policies that would enhance the risk management.

Market Risk

Market risk is the risk of change in fair value of financial instruments from fluctuation in foreign exchange rates (currency risk), market interest rates (interest rate risk) and market prices (price risk), whether such change in price is caused by factors specific to the individual instrument or its issuer or factors affecting all instruments traded in the market.

i. Foreign Currency Risk

The risk that the Group will face with respect to the unstable changes in foreign exchange particularly in US dollar. To minimize this risk, the Group maintains a considerable amount of cash and cash equivalents so as not to be affected by the fluctuation of Philippine peso vis-à-vis US dollar.

The Group's exposure to foreign currency risk pertains to its Dollar denominated cash and cash equivalents.

The following table demonstrates the sensitivity to a reasonable change in the US\$ exchange rate, with all other variables held constant, of the Group's income before tax and equity:

Increase/Decrease in Peso to US Dollar Rate	Effect on income before taxes				Effect on equity			
		2025	2024		2025	2024		
+P5.00	P	49,159	P 48,911	P	36,869	P 36,683		
-P5.00		(49,159)	(48,911)		(36,869)	(36,683)		

ii. Interest rate risk

As of December 31, 2025 and 2024, financial instruments subject to variable interest rate risk are as follows:

2025	Interest rate	P	Due in	
			1 year	2-5 years
Financial assets that are:				
Cash and cash equivalents	0.0625%-5.625%	P	282,025,562	-

2024	Interest rate	P	Due in	
			1 year	2-5 years
Financial assets that are:				
Cash and cash equivalents	0.06%-6.25%	P	289,426,547	-

The table below demonstrates the sensitivity to a reasonably possible change in interest rates, with all other variables held constant, of the Group's profit before tax:

		Increase/decrease in interest rates	Effect on profit before tax
Cash and cash equivalents	2025	+100 bps	2,911,785
	2025	-100 bps	(2,911,785)
	2024	+100 bps	2,948,790
	2024	-100 bps	(2,948,790)

iii. Price risk

The Group's price risk exposure at year end relates to financial assets whose rates will fluctuate as a result of changes in market prices, principally, financial assets at fair value through profit or loss and financial assets at fair value through other comprehensive income.

Management monitors movements of equity price on a regular basis by assessing the expected changes in the different portfolios due to parallel movements of a 5% increase or decrease in market values.

The equity securities are classified as financial assets at fair value through profit or loss and financial assets at fair value through other comprehensive income. Any increase and a decrease in the market values of stocks would impact the consolidated statements of comprehensive income and equity as follows:

% of change in market values	P	Impact on income		Impact on equity	
		2025	2024	2025	2024
+5%	P	3,342,044	2,468,937	3,620,341	2,752,473
-5%		(3,342,044)	(2,468,937)	(3,620,341)	(2,752,473)

Credit Risk

Credit risk is the risk that we will incur a loss arising from our customers, clients or counterparties that fail to discharge their contracted obligations. Generally, the maximum credit risk exposure of financial assets is the carrying amount of the financial assets as shown on the face of the statement of financial position (or in the detailed analysis provided in the notes to the financial statements). The Group manages and controls credit risk by setting limits on the amount of risk that it is willing to accept for individual counterparties and by monitoring exposures in relation to such limits. As a matter of policy, all customers, clients or counterparties are subject to credit verification procedures. In addition, receivable balances are monitored on an ongoing basis to reduce exposure to bad debts.

Maximum exposure to credit risk of financial assets not subject to impairment

The carrying amount of financial assets not subject to impairment also represents the maximum exposure to credit risk. As at December 31, 2025 and 2024, details of these financial assets are as follows:

	2025		2024	
Financial assets at fair value through profit or loss	P	66,840,871	P	49,378,735
Financial assets at FVOCI		42,642,090		42,942,090
	P	109,482,961	P	92,320,825

Maximum exposure to credit risk of financial assets subject to impairment

The maximum exposure to credit risk of these financial assets subject to impairment equals their carrying amount. The table below shows the credit quality by class of financial assets as at December 31, 2025 and 2024:

2025	Neither past due nor impaired			Gross carrying amount	Allowance	Carrying amount
	High grade	Standard grade	Default			
Cash and cash equivalents	P 282,025,562	P -	P -	P 282,025,562	P -	P 282,025,562
Receivables	8,973,071	17,118,666	-	26,091,737	-	26,091,737
Other non-current assets						
Advances	-	-	16,512,244	16,512,244	12,146,978	4,365,266
Cash bond	-	10,731,250	-	10,731,250	-	10,731,250
	P 290,998,633	P 27,849,916	P 16,512,244	P 335,360,793	P 12,146,978	P 323,213,815

2024	Neither past due nor impaired			Gross carrying amount	Allowance	Carrying amount
	High grade	Standard grade	Default			
Cash and cash equivalents	P 289,426,547	P -	P -	P 289,426,547	P -	P 289,426,547
Receivables	11,018,364	17,706,283	-	28,724,647	-	28,724,647
Other non-current assets						
Advances	-	-	16,512,244	16,512,244	12,146,978	4,365,266
Cash bond	-	10,731,250	-	10,731,250	-	10,731,250
	P 300,444,911	P 28,437,533	P 16,512,244	P 345,394,688	P 12,146,978	P 333,247,710

High grade cash and cash equivalents are short-term placements and working cash fund placed, invested, or deposited in banks belonging to the top banks in the Philippines in terms of resources and profitability.

High grade accounts, other than cash and cash equivalents, are accounts considered to be of high value. The counterparties have a very remote likelihood of default and have consistently exhibited good paying habits.

Standard grade accounts are active accounts with propensity of deteriorating to mid-range age buckets. These accounts are typically not impaired as the counterparties generally respond to credit actions and update their payments accordingly.

Liquidity Risk

Liquidity or funding risk is the risk that an entity will encounter difficulty in raising funds to meet commitments associated with financial instruments. Liquidity risk may result from either the inability

to sell financial assets quickly at their fair values; or counterparty failing on repayment of a contractual obligation; or inability to generate cash inflows as anticipated.

Liquidity risk is a risk due to uncertain liquidity. An institution may suffer liquidity problem when its credit rating falls. The Group is also exposed to liquidity risk if markets on which it depends on are subject to loss of liquidity.

The table below summarizes the maturity profile of the Group's financial liabilities as of December 31, 2025 and 2024, based on undiscounted contractual payments:

		Not later than one month	Later than 1 month & not Later than 3 months	Later than 3 months & not later than 1 year	Total
Accounts payable and accrued expenses	2025	P 618,098	P 320,090	P 8,966,490	P 9,904,678
	2024	683,140	353,773	9,910,035	10,946,948

8. CASH AND CASH EQUIVALENTS

Cash and cash equivalents as of December 31, 2025 and 2024 are as follows:

	2025		2024	
Cash on hand and in banks	P	5,266,960	P	20,546,679
Short-term placements		276,788,602		268,909,868
	P	282,055,562	P	289,456,547

Cash accounts with banks generally earn interest at rates based on prevailing bank deposit rates. Short-term placements can be pre-terminated at any time and have average interest rates ranging from 0.0625%-5.625% and 0.06% to 6.25% per annum in 2025 and 2024, respectively.

9. FINANCIAL ASSETS AT FAIR VALUE THROUGH PROFIT OR LOSS

The Group's financial assets at fair value through profit or loss consist of shares of stock of publicly listed companies which are classified as held for trading.

All amounts presented have been determined directly by reference to published price quoted in the stock market.

The reconciliation of this account is shown below:

	2025		2024	
Balance, January 1	P	49,378,735	P	45,874,820
Acquisitions during the year		15,676,390		-
Disposals during the year		(11,129,705)		(2,061,942)
Changes in market value (Note 19)		12,915,451		5,565,857
	P	66,840,871	P	49,378,735

The Group recognized fair value gain (loss) for the years ended December 31, 2025, 2024 and 2023, of P12,915,451, P5,565,857 and (P12,767,419), respectively. The Group also disposed certain shares of stock resulted to a net gain of P531,296, P949,558 and P2,247,636, in 2025, 2024 and 2023, respectively. (see Note 19)

Dividend income earned on these investments amounted to P2,663,753, P2,793,235 and P2,622,062 in 2025, 2024 and 2023, respectively. (see Note 19)

10. RECEIVABLES

In the consolidated financial statements as of December 31, this account is composed of:

	2025	2024
Installment contract receivable	P 8,973,071	P 11,018,364
Due from HDMF	14,117,954	14,117,954
Accrued interest on short-term placements	1,739,637	1,804,122
Advances to officers and employees	774,911	1,164,460
Advances to agent	57,500	48,500
Other receivables	428,664	571,247
	26,091,737	28,724,647
Less: Non-current portion	4,987,229	9,074,502
	P 21,104,508	P 19,650,145

Installment contracts receivable on sale of house and lots which pertains to Sta. Rosa project are collectible in monthly installments for periods ranging from 3 to 7 years and bear an interest rate of 21% per annum computed on the diminishing balance. Portion of which are covered by postdated checks.

Non-current portion represents installment contract receivable that are due beyond 1 year.

For the years ended December 31, 2025, 2024 and 2023, interest income on these installment accounts amounted to P1,117,847, P2,537,681, and P1,875,552, respectively. (see Note 19)

Due from HDMF represents portion of take-out proceeds on sale of real estate properties that were withheld in accordance with financing agreement with Home Development Mutual Fund.

Due to short-term nature of transactions of current receivables, the fair values approximate the carrying amounts.

11. REAL ESTATE FOR SALE

This account consists of:

	2025	2024
Real estate for sale - at cost		
Land	P 60,870,171	P 61,077,147
Housing units and developments	4,530,785	6,749,467
Condominium units	2,842,921	2,842,921
	P 68,243,877	P 70,669,535

The movements in real estate for sale is set out below:

	2025		2024
Real estate for sale, beginning	P 70,669,535	P	72,621,453
Construction and development costs incurred	109,416		213,974
Transferred to cost of sales (Note 20)	(2,535,074)		(2,165,892)
Real estate for sale, ending	P 68,243,877	P	70,669,535

Real estate for sale, which is carried at cost, principally pertains to cost of raw land, property developments and other expenses related to construction and development of subdivision and condominium units. Construction and development costs include the cost of materials, labor and other related costs.

12. PREPAYMENTS AND OTHER CURRENT ASSETS

In the consolidated financial statements, this account is composed of the following:

	2025		2024
Prepaid taxes	P 4,796,485	P	4,528,352
Input value added tax	838,271		838,271
Others	263,005		263,005
	5,897,761		5,629,628
Less: Allowance for impairment losses	838,271		838,271
	P 5,059,490	P	4,791,357

Prepaid taxes consist of creditable withholding taxes at source and advance payments of real property taxes.

Input value added tax represents the 12% Value Added Tax (VAT) on purchases of goods and services.

Others include prepaid membership dues and insurances.

13. FINANCIAL ASSETS AT FAIR VALUE THROUGH OTHER COMPREHENSIVE INCOME (FVOCI)

Details of this account in 2025 and 2024 are as follows:

	2025		2024
Cost:			
Unquoted equity investments	P 77,805,000	P	77,805,000
Quoted equity investments	1,070,000		1,070,000
	78,875,000		78,875,000
Allowance for market adjustment	(36,232,910)		(35,932,910)
	P 42,642,090	P	42,942,090

The movements of this account during the year are as follows:

		2025		2024
Balance at beginning of year	P	42,942,090	P	37,992,090
Changes in fair value		(300,000)		4,950,000
Balance at end of year	P	42,642,090	P	42,942,090

Unquoted equity investments comprise of equity interest in Macawiwili Gold Mining and Development Co., Inc and Simple Agreement for Future Equity (SAFE) investment in Crown Technologies Holding Pte. Ltd., a private limited company incorporated in Singapore.

SAFE is an instrument allowing the Parent Company a future right to subscribe to shares of stock of the issuer for an undetermined price. The conversion of the instrument to shares of stock will occur after the 12-month period from the date of purchase at prevailing market valuation. In the event that the SAFE agreement is terminated prior to conversion date, the Company is entitled for full refund plus interest of 8%. As of December 31, 2025 and 2024, the instrument is classified as financial instrument at FVOCI.

Quoted equity investments consist of golf club shares in Manila Southwoods and Tagaytay Midlands.

The fair values were determined in a manner discussed in Note 6.

14. PROPERTY AND EQUIPMENT - NET

The movement of property and equipment as of December 31, 2025 is as follows.

	Condominium		Office Furniture		Office Transportation		Total					
	Units and		and Fixtures		Equipment		Equipment					
	Improvements											
Costs												
At January 1, 2025	P	11,727,770	P	853,231	P	4,207,762	P	23,247,325	P	40,036,088		
Additions		-		-		114,712		-		114,712		
Disposal		-		-		-		(2,902,232)		(2,902,232)		
At December 31, 2025		11,727,770		853,231		4,322,474		20,345,093		37,248,568		
Accumulated depreciation												
At January 1, 2025		11,727,769		853,230		3,206,340		15,305,967		31,093,306		
Provisions		-		-		353,431		2,106,427		2,459,858		
Disposal		-		-		-		(2,902,232)		(2,902,232)		
At December 31, 2025		11,727,769		853,230		3,559,771		14,510,162		30,650,932		
Net Carrying Value												
At December 31, 2025	P		1	P		1	P	762,703	P	5,834,931	P	6,597,636

The movement of property and equipment as of December 31, 2024 is as follows.

	Condominium Units and Improvements	Office Furniture and Fixtures	Office Equipment	Transportation Equipment	Total
Costs					
At January 1, 2024	P 11,727,770	P 853,231	P 3,937,887	P 16,481,254	P 33,000,142
Additions	-	-	269,875	6,766,071	7,035,946
At December 31, 2024	11,727,770	853,231	4,207,762	23,247,325	40,036,088
Accumulated depreciation					
At January 1, 2024	11,612,410	853,230	2,883,462	13,359,091	28,708,193
Provisions	115,359	-	322,878	1,946,876	2,385,113
At December 31, 2024	11,727,769	853,230	3,206,340	15,305,967	31,093,306
Net Carrying Value					
At December 31, 2024	P 1	P 1	P 1,001,422	P 7,941,358	P 8,942,782

The Group has fully depreciated assets which are still being used amounting to P19,588,297 and P20,899,112 as at December 31, 2025 and 2024, respectively.

Disposal in 2025 pertains to the donation of two fully depreciated transportation equipment.

15. INVESTMENT PROPERTIES

Investment properties comprise properties that are held for a currently undetermined future use, for capital appreciation or to earn rentals. As at December 31, 2025 and 2024, this account consists of parcels of land and a condominium unit in the following locations:

	2025	2024
Sablan, Benguet	P 56,494,235	P 56,494,235
Mayapyap, Cabanatuan City	19,200,222	19,200,222
Urdaneta City, Pangasinan	18,361,680	18,361,680
Tagaytay City, Cavite	12,116,785	12,116,785
Condominium unit, Pasig City - net	1,294,708	1,391,208
	P 107,467,630	P 107,564,130

- The Sablan, Benguet properties consists of Haddad property, Bueno property and Belmont property with an area of 6.68 hectares, 6.62 hectares and 23.62 hectares, respectively.

The aggregate fair value of the Sablan, Benguet properties is estimated to be P56 million in 2025 and 2024, determined under level 3 in the fair value hierarchy. The value was determined in consultation with real estate brokers operating within the Baguio district which management believes to be a representative of its fair value.

- The Mayapyap property, which is situated in Brgy. Mayapyap Sur, Cabanatuan City, Nueva Ecija and located along the Maharlika National Highway, has an area of 4.13 hectares and has a fair value of P144 million in 2025 and 2024. Fair value was determined by reference to the proposals to sell adjacent properties received from a certain seller which is categorized as level 2 in the fair value hierarchy.
- The property held in Urdaneta City, Pangasinan consists of parcels of land with a total area of 13.47 hectares as of December 31, 2025.

Management determines that based on recent transactions and offers to buy/sell adjacent properties, the fair value of the property which is categorized as level 2 in the fair value hierarchy amounted to P286 million in 2025 and 2024.

- The Tagaytay property, which is situated in Kaybagal South, Tagaytay City, Cavite has an area of 2,738 square meters. Management determines that based on recent transactions and offers to buy/sell adjacent properties, the fair value of the property which is categorized as level 2 in the fair value hierarchy amounted to P96 million in 2025 and 2024.
- The condominium unit owned by the Company located at Maybunga, Pasig City with a floor area of 30.10 square meters is held for rental. Management determines that based on recent transactions and offers to buy/sell adjacent properties, the fair value of the property which is categorized as level 2 in the fair value hierarchy amounted to P2,412,500 in 2025 and 2024. Rent income earned amounted to P130,725, P134,500 and P110,000 during 2025, 2024 and 2023, respectively. (see Note 19)

The carrying value of condominium unit is as follows:

	2025	2024
Cost	P 2,412,500	P 2,412,500
Accumulated Depreciation		
At January 1	1,021,292	924,792
Provision	96,500	96,500
At December 31	1,117,792	1,021,292
	P 1,294,708	P 1,391,208

- The description of valuation techniques and inputs used in determining the fair value of investment properties classified as Level 3 in the fair value hierarchy is as follows:

Valuation techniques	Significant unobservable inputs	Range
Sales comparison approach	Asking price (per square meter) Size Location Neighborhood Transport/Road network	P200 - P450

Sales comparison approach is a comparative approach to value that considers the sales of similar or substitute properties and related market data and establishes a value estimate by processes involving comparison. Except for asking price, the quantitative information on significant unobservable inputs cannot be determined by management alone.

During 2025 and 2024, there were no transfers between levels of fair value hierarchy. No property has been pledged as collateral or security for any of the Group's liabilities and there have been no restrictions on the realizability of these investment properties. There are no contractual obligations to purchase, construct or develop these properties or for repairs, maintenance, or enhancements.

Except from the condominium unit, there was no rental income generated from these investment properties. Operating expenses included in the statements of comprehensive income related to the investment properties amounted to P0.28 million in 2025, P0.28 million in 2024 and P0.37 million in 2023.

16. OTHER NON-CURRENT ASSETS

As of December 31, 2025 and 2024, other non-current assets account consists of the following:

Advances	P 16,512,244
Cash bond	10,731,250
Mining equipment	302,935
	27,546,429
Less: Allowance for impairment losses	12,449,913
	P 15,096,516

The details of Advances as of December 31, 2025 and 2024, which represent funds given by the Parent Company as its contribution to various housing projects, are as follows:

Beneco Housing	P 11,528,881
Sto. Domingo Housing	4,983,363
	P 16,512,244

Cash bond represents bond required by the Department of Agrarian Reform (DAR) in connection with the Parent Company's Land Use Conversion (LUC) application of a property in Urdaneta, Pangasinan. The cash bond is refundable upon issuance of the order of conversion or convertible into performance bond at the Parent Company's option.

Breakdown of allowance for impairment losses as at December 31, 2025 and 2024 is as follows:

Advances:	
Beneco Housing	P 11,528,881
Sto. Domingo Housing	618,097
Mining and other equipment	302,935
	P 12,449,913

17. ACCOUNTS PAYABLE AND ACCRUED EXPENSES

This account consists of:

	2025	2024
Customers' advances and deposits	P 7,509,747	P 7,779,537
Accounts payable	2,239,265	3,034,881
Accrued taxes and other liabilities	155,666	132,530
	P 9,904,678	P 10,946,948

Customers' advances pertain to funding from buyers of real estate for future application against transfer and registration fees and other taxes to be incurred upon transfer of properties to the buyer.

Customers' deposits represent collections from the buyers which have not reached the minimum required percentage of collections. These deposits will be recognized as revenue in the

consolidated statement of comprehensive income when the required percentage of collection is met.

Accounts payable comprise of amounts due to contractors and suppliers of goods and services.

Accrued taxes and other liabilities consist of government contributions and related loans, value-added tax payable, and withholding taxes payable.

18. EQUITY

Share capital

The Group's capital structure as of December 31, 2025 and 2024 is as follows:

Authorized - P1 par value	P	2,000,000,000
Issued and outstanding - 1,050,461,673		1,050,461,673

Capital management

The Group manages its capital requirements by assessing shortfalls between reported and required capital levels on a regular basis. Adjustments to current capital levels are made in light of changes in economic conditions and risk characteristics of the Group's activities. In order to maintain or adjust the capital structure, the Group's may require infusion of additional capital.

19. REVENUES

(a) Real estate sales - net

Real estate sales comprise the sale of lots, house and lot and condominium units in Sta. Rosa, Nueva Ecija and Tagaytay City, Cavite. The Sta. Rosa project is registered with the Housing and Land Use Regulatory Board as seller of low-cost housing units. Low-cost housing units refer to housing units which are within the affordability level of the average and low-income earners.

Real estate sales of low-cost housing units and condominium units, net of discounts, amounted to P4,511,538 in 2025, P5,784,300 in 2024 and P17,478,200 in 2023.

(b) Investment and other income-net consists of:

	2025	2024	2023
Interest income on:			
Cash and cash equivalents	P 16,326,744	P 16,198,743	P 15,796,014
Installment contract receivable (Note 10)	1,117,847	2,537,681	1,875,552
Fair value gain (loss) on FVPL financial assets (Note 9)	12,915,451	5,565,857	(12,767,419)
Dividend income (Note 9)	2,663,753	2,793,235	2,622,062
Gain on sale of FVPL financial assets (Note 9)	531,296	949,558	2,247,636
Rental income (Note 15)	130,725	134,500	110,000
Unrealized foreign exchange gain (loss)	7,704	25,384	(5,093)
Other income	61,690	39,015	30,330
	P 33,755,210	P 28,243,973	P 9,909,082

20. COST OF REAL ESTATE SALES

In the consolidated financial statements, details of this account are as follows:

	2025		2024		2023
Real estate inventory, beginning	P 70,669,535	P	72,621,453	P	14,421,256
Add: Development costs incurred	109,416		213,974		8,118,365
Reclassification	-		-		60,608,103
Real estate available for sale	70,778,951		72,835,427		83,147,724
Less: Real estate inventory, ending	68,243,877		70,669,535		72,621,453
Cost of real estate sales	P 2,535,074	P	2,165,892	P	10,526,271

Cost of real estate sales includes the allocated acquisition cost of subdivision land, development costs and other costs attributable to bringing the real estate for sale to its intended condition.

In 2023, Management has determined that certain parcels of land in Urdaneta City with a total area of 21.85 hectares will be developed into a low and medium cost residential and commercial subdivision. In view thereof, these parcels of land with a carrying value of P60,608,103 were reclassified out of investment property to real estate for sale classification.

21. ADMINISTRATIVE EXPENSES

This account consists of:

	2025		2024		2023
Compensation and other employees' benefits (Note 22)	P 7,743,069	P	8,393,471	P	11,833,924
Transportation and travel	7,605,910		6,061,719		7,088,145
Professional fees	3,173,566		3,027,249		2,787,089
Depreciation (Note 14 and 15)	2,556,358		2,481,613		1,169,699
Representation and entertainment	1,999,204		1,619,983		2,468,066
Taxes, licenses and filing fees	1,672,410		1,637,251		3,287,582
Meetings and conferences	956,486		815,540		946,897
Communication, light and water	443,986		397,685		398,119
Association and membership dues	395,686		1,646,288		309,956
Insurance	335,582		400,149		225,583
Repairs and maintenance	267,308		332,113		569,695
Directors' fee	252,000		252,000		252,000
Office supplies	155,664		178,498		189,650
Input vat expense	-		811,929		-
Miscellaneous	622,056		1,022,392		424,424
	P 28,179,285	P	29,077,880	P	31,950,829

22. COMPENSATION AND OTHER EMPLOYEES' BENEFITS

The breakdown of the consolidated compensation and other benefits is as follows:

	2025		2024		2023
Salaries and wages	P 6,379,926	P	6,603,662	P	6,655,800
Retirement expense	498,149		932,504		3,913,058
Social security cost	501,084		528,454		741,375
13th month pay	363,910		328,851		523,691
	7,743,069		8,393,471		11,833,924

The movements in the defined benefit obligation recognized and presented as *Accrued Retirement Liability* under Non-current Liabilities in the consolidated statements of financial position are as follows:

	2025		2024		2023
Balance, January 1	P 13,203,896	P	12,271,392	P	11,782,730
Expense recognized	498,149		932,504		3,913,058
Payment during the year	(342,693)		-		(3,424,396)
Balance, December 31	P 13,359,352	P	13,203,896	P	12,271,392

The Group's retirement benefit plan is patterned under the requirements of R. A. 7641 and covers less than 10 employees. As such, the plan is deemed to be a Defined Benefit Plan. The retirement expense for the years ended December 31, 2025 and 2024 amounted to P498,149 and P932,504, respectively. No actuarial valuations are made as management believes that the defined benefit obligation computed using the provisions of R.A. 7641 is not materially different with the amount computed using the projected unit credit method required under the revised PAS 19, *Employee Benefits*, since most employees are already at or near retirement age.

23. RELATED PARTY TRANSACTIONS

Parties are considered to be related if one party has the ability, directly or indirectly, to control the other party or exercise significant influence over the other party in making financial and operating decisions. Parties are also considered to be related if they are subject to common control or common significant influence which include affiliates.

Transactions with related parties, if any, are made at normal market prices. Outstanding balances at yearend are unsecured, non-interest bearing and settlement occurs in cash, unless otherwise indicated. There have been no guarantees provided or received for any related party receivables or payables. Assessment is undertaken each financial year by examining the financial position of the related parties and the markets in which the related parties operate.

The following tables provide the total amount of transactions that have been entered into with related parties and the outstanding balances as of December 31, 2025, 2024 and 2023:

Category	Year	Amount of transactions	Outstanding Balance		Terms and conditions
			Due from related parties	Due to related parties	
Subsidiaries					
Omico Kapital Corporation					
Cash advances	2025	P 7,732	P 546,202	P 221,084,873	Demandable; non-interest bearing; unsecured; payable in cash
	2024	9,395	538,470	221,084,873	Demandable; non-interest bearing; unsecured; payable in cash
	2023	168,044	529,075	221,084,873	Demandable; non-interest bearing; unsecured; payable in cash
Omico Mining Inc.					
Cash advances	2025	13,728	6,364,162	-	Demandable; non-interest bearing; unsecured; payable in cash
	2024	9,429	6,350,434	-	Demandable; non-interest bearing; unsecured; payable in cash
	2023	14,663	6,341,005	-	Demandable; non-interest bearing; unsecured; payable in cash
	2025	P 6,910,364	P 6,910,364	P 221,084,873	
	2024	P 6,888,904	P 6,888,904	P 221,084,873	
	2023	P 6,870,080	P 6,870,080	P 221,084,873	

The Parent Company's advances to its subsidiaries represent cash advances for subsidiaries' operating expenses paid by the Parent Company. These advances are shown as part of Receivables in the Parent Company's statements of financial position. The outstanding balance amounted to P6,910,364, P6,888,904 and P6,870,080 as of December 31, 2025, 2024 and 2023, respectively. Full allowance for credit losses were provided in 2025, 2024 and 2023. These accounts were eliminated in full in the consolidated financial statements.

The Parent Company's cash advances from its subsidiary in previous years are shown as Due to subsidiary in the Parent Company's statements of financial position. The outstanding balance amounted to P221,084,873 as of December 31, 2025, 2024 and 2023. This amount was eliminated in the consolidated financial statements.

Compensation of key management personnel by benefit type is as follows:

	2025		2024		2023	
Short-term employee benefits	P	4,621,100	P	4,621,100	P	4,621,100
Post-employment benefits		455,732		456,981		1,993,292
	P	5,076,832	P	5,078,081	P	6,614,392

24. EARNINGS (LOSS) PER SHARE

The following table presents the computation of basic EPS.

	2025		2024		2023	
Income (Loss) for the year	P	3,715,884	P	(2,011,239)	P	(19,657,131)
Divided by: Weighted Average Shares		1,050,461,673		1,050,461,673		1,050,461,673
Basic earnings (loss) per share	P	0.003537	P	(0.001915)	P	(0.018713)

25. INCOME TAXES

- Income tax expense for the years ended December 31, 2025, 2024 and 2023 is broken down as follows:

	2025		2024	
MCIT	P	66,242	P	126,592
Final tax		3,315,563		3,257,771
	P	3,381,805	P	3,384,363

- The Group's reconciliation of tax on pretax income from operation computed at the applicable statutory rates to tax expense are as follows:

	2025		2024		2023	
Statutory income tax	P	1,774,422	P	343,281	P	(4,064,791)
Adjustments resulting from:						
Income subjected to final taxes		(4,214,452)		(4,287,017)		(4,510,854)
Income exempt from income tax		(665,938)		(698,309)		(655,515)
Non-deductible expenses		1,154,844		884,148		3,912,284
Effect of unrecognized temporary differences		5,332,929		7,142,260		8,716,845
Tax expense reported in the statements of comprehensive income	P	3,381,805	P	3,384,363	P	3,397,969

- The Group did not recognize the deferred tax assets on net operating loss carry over (NOLCO), excess MCIT and other temporary differences because management believes that the related deferred tax assets may not be recovered. The breakdown of deferred tax assets, which can still be applied if the Group has taxable income in the future, are as follows:

	2025		2024	
Allowance for impairment losses	P	4,840,069	P	4,834,704
Accrued retirement		3,339,838		3,300,974
Excess MCIT		328,086		466,768
Net operating loss carryover (NOLCO)		21,066,652		21,009,205
	P	29,574,645	P	29,611,651

- The carry-forward benefits of the NOLCO and the excess of the MCIT over the regular corporate income tax, which can be claimed by the Group as credits against the regular corporate income tax due, are as follows:

Year Incurred	MCIT						Remaining Balance	Expiry
	Amount	Applied	Expired					
2022	P 204,924	P -	P 204,924	P -		-	2025	
2023	135,252	-	-			135,252	2026	
2024	126,592	-	-			126,592	2027	
2025	66,242	-	-			66,242	2028	
	P 533,010	P -	P 204,924	P -		328,086		

NOLCO									
Year Incurred		Amount	Applied Previous Year		Expired		Remaining Balance	Expiry	
2020	P	16,485,921	P	-	P	16,485,921	P	-	2025
2021		12,170,956		-		-		12,170,956	2026
2022		16,104,682		-		16,104,682		-	2025
2023		20,733,011		-		-		20,733,011	2026
2024		18,542,250		-		-		18,542,250	2027
2025		21,066,652		-		-		21,066,652	2028
	P	105,103,472	P	-	P	32,590,603	P	72,512,869	

NOLCO

On September 30, 2020, the BIR issued Revenue Regulations No. 25-2020 implementing Section 4(bbbb) of “Bayanihan to Recover As One Act” which provide that the NOLCO incurred for taxable years 2020 and 2021 can be carried over and claimed as a deduction from gross income for the next five (5) consecutive taxable years immediately following the year of such loss.

Corporate Recovery and Tax Incentives for Enterprises (CREATE) Act

On February 1, 2021, the Bicameral Conference Committee, approved the House Bill No. 4157 and Senate Bill No.1357 (the CREATE) which seeks to reduce the corporate income tax rates and to rationalize the current fiscal incentives by making it time-bound, targeted and performance-based. CREATE pursues to dynamically fight the effects of COVID-19 and help businesses to recover as quickly as possible.

Among the reforms provided under CREATE Act are the following:

- (i) Reduction in Corporate Income Tax rate effective July 1, 2020 as follows:
 - Those with assets amounting to P100,000,000 and below, and with taxable income equivalent to P5,000,000 and below will be subjected to a 20% tax rate;
 - Those with assets above P100,000,000 or those with taxable income amounting to more than P5,000,000 will be subjected to a 25% tax rate.
- (ii) Effective July 1, 2020 until June 30, 2023, the MCIT rate shall be one percent (1%) and will revert back to two percent (2%) effective June 30, 2023.

26. OPERATING SEGMENTS

The Group's businesses are organized and managed separately according to the nature of products provided, with each segment representing a strategic business unit that offers different products and serves different markets. The segment information in the consolidated financial statements as of December 31, 2025, 2024 and 2023 are as follows:

	As of December 31, 2025			
		Real estate	Corporate and others	Total
Segment revenue	P	5,629,385	P 32,637,363	P 38,266,748
Segment result		(21,312,783)	28,410,472	7,097,689
Segment asset		199,124,534	420,970,875	620,095,409
Segment liabilities		9,489,694	13,774,336	23,264,030
Segment cash flows				
Operating		(17,959,677)	(4,373,893)	(22,333,570)
Investing		-	14,924,881	14,924,881
Other information:				
Depreciation		-	2,556,358	2,556,358
Capital expenditures		-	114,712	114,712
	As of December 31, 2024			
		Real estate	Corporate and others	Total
Segment revenue	P	8,321,981	P 25,706,292	P 34,028,273
Segment result		(19,971,488)	21,344,612	1,373,124
Segment asset		203,838,948	413,727,391	617,566,339
Segment liabilities		9,733,029	14,417,815	24,150,844
Segment cash flows				
Operating		(20,557,249)	6,205,459	(14,351,790)
Investing		-	13,163,410	13,163,410
Financing		-	-	-
Depreciation		-	2,481,613	2,481,613
Capital expenditures		-	7,035,946	7,035,946
	As of December 31, 2023			
		Real estate	Corporate and others	Total
Segment revenue	P	19,353,752	P 8,033,530	P 27,387,282
Segment result		(19,500,070)	3,240,908	(16,259,162)
Segment asset		212,649,412	402,671,833	615,321,245
Segment liabilities		11,381,787	13,462,724	24,844,511
Segment cash flows				
Operating		(8,929,668)	(2,934,855)	(11,864,523)
Investing		4,153,439	(2,025,639)	2,127,800
Financing		-	-	-
Depreciation		-	1,169,699	1,169,699
Capital expenditures		-	4,153,439	4,153,439

Reconciliation between segment information and consolidated financial statements is shown below:

	2025	2024	2023
Total segment results	P 7,097,689	P 1,373,124	P (16,259,162)
Income tax expense	(3,381,805)	(3,384,363)	(3,397,969)
Income (Loss) for the period	P 3,715,884	P (2,011,239)	P (19,657,131)



**OMICO
CORPORATION**

1109 East Tower
Philippine Stock Exchange Centre
Exchange Road, Ortigas Center, Pasig City

A Listed Company at the
Philippine Stock Exchange


MANAGEMENT STATEMENT ON INTERNAL CONTROL

The Management of OMICO CORPORATION (OMICO) attests that a sound internal control and compliance system is in place and working effectively.

The Management of OMICO also confirms its awareness of the respective responsibilities for internal controls for the accomplishment of the Company's objectives, the efficient operation of the Company's business, the reliability of the Company's financial reporting, and faithful compliance with applicable laws, regulations and internal rules.

Signed under oath by the following:


ANNA MEI NGA TIA
President/CEO


JUANA LOURDES M. BUYSON
Treasurer

23 MAR 2026

SUBSCRIBED AND SWORN to before me this _____ day of _____ affiants presented to me their respective proof or identification, to wit:

Name	Type of Identification
Anna Mei Nga Tia	TIN 103-915-047
Juana Lourdes M. Buyson	TIN 131-482-310

all known to me and to me known to be the same persons who executed the foregoing Management Statement on Internal Control.

IN WITNESS WHEREOF, I have hereunto set my hand and affixed my notarial seal in PASIG CITY this _____ day of MAR 2026 20_____.

Doc. No. 241
Page No. 50
Book No. 50
Series of 2026

FERDINAND D. AZARAO
Notary Public
For and in Pasig City and the Municipality of Pateros
Commission No. 122 (2026-2027) valid until 12/31/2027
MCLE Exemption No. VIII-BEP003234, until 04/14/28
Roll No. 46377; IBP LRN 02459; OR 535886; 06/21/2004
TIN 123-011-785; PTR 4018763AA; 01/09/26; Pasig City
Unit 5, West Tower PSE, Exchange Road
Ortigas Center, Pasig City, NCR, 1605 Philippines


PRC-BOA Reg. No. 0132, valid until August 13, 2027
BIR Accreditation No. 07-100995-003-2025, valid until September 1, 2028
SEC Accreditation No. 0132-SEC (Group A), valid to cover audit of
2025-2027 financial statements

Independent Auditors' Report on Supplementary Schedules

The Board of Directors and Stockholders
OMICO CORPORATION AND SUBSIDIARIES
Suite 1109 East Tower, Tektite Towers
Exchange Road, Ortigas Center, Pasig City

We have audited in accordance with Philippine Standards on Auditing, the consolidated financial statements of Omico Corporation and its subsidiaries (the Group) as at December 31, 2025 and 2024 and for each of the three years in the period ended December 31, 2025, included in this Form 17-A, and have issued our report thereon dated March 23, 2026. Our audits were made for the purpose of forming an opinion on the basic consolidated financial statements taken as a whole. The schedules listed in the Index to the Consolidated Financial Statements and Supplementary Schedules are the responsibility of the Group's management. These schedules are presented for purposes of complying with the Revised Securities Regulation Code Rule 68 and are not part of the consolidated financial statements. These schedules have been subjected to the auditing procedures applied in the audit of the basic consolidated financial statements, and in our opinion, fairly state, in all material respects, the financial information required to be set forth therein in relation to the basic consolidated financial statements taken as a whole.

R. R. TAN AND ASSOCIATES, CPAs


By: **DOMINGO A. DAZA, JR.**
Partner
CPA Certificate No. 109993
Tax Identification No. 203-917-449
PTR No. 3986699, January 12, 2026, Pasig City
BIR Accreditation No. 07-100997-003-2025, valid until September 1, 2028
PRC-BOA Reg. No. 0132/P-001, valid until August 13, 2027
SEC Accreditation No. 109993-SEC (Group A), valid to cover audit of
2025 financial statements

March 23, 2026
Pasig City

Omico Corporation and Subsidiaries
Index to the Consolidated Financial Statements and Supplementary Schedules
Under Revised Securities Regulation Code Rule 68
December 31, 2025

Table of Contents

Schedule	Description	Page
I	Financial Soundness Indicators	1
II	Parent Company Reconciliation of Retained Earnings Available for Dividend Declaration	2
III	A Map Showing the Relationship Between and Among the Parent Company and its Subsidiaries	3
A	Financial Assets	4
B	Amounts Receivable from Directors, Officers, Employees, Related Parties and Principal Stockholders (Other than Related Parties)	5
C	Amounts Receivable from Related Parties which are Eliminated During the Consolidation of Financial Statements	6
D	Long Term Debt	Not Applicable
E	Indebtedness to Related Parties	7
F	Guarantee Securities of Other Issuers	Not Applicable
G	Capital Stock	8
H	Supplementary Schedule of External Auditor Fee-Related Information	9

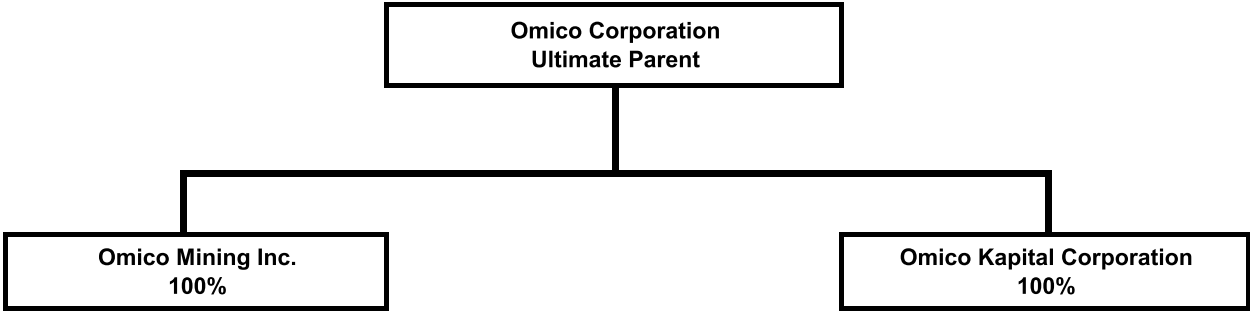
Omico Corporation and Subsidiaries
Schedule I - Financial Soundness Indicators

Key Performance Indicators	Formula	For the Year Ended December 31	
		2025	2024
A. Current/Liquidity Ratio			
Current Ratio	Current Assets Current Liabilities	44.76:1	39.64:1
Quick Ratio	Current Assets - Inventory - Other Current Assets Current Liabilities	37.36:1	32.75:1
B. Solvency Ratio/Debt-to-Equity Ratio			
Solvency Ratio	Net Income Before Depreciation and Amortization Total Liabilities	0.27:1	0.02:1
Debt-to-Equity Ratio	Total Liabilities Total Equity	0.04:1	0.04:1
C. Asset to Equity Ratio			
Asset-to-Equity Ratio	Total Assets Total Equity	1.04:1	1.04:1
D. EBITDA (Earnings Before Interest, Tax, Depreciation and Amortization)	Profit Before Tax Add: Depreciation and Amortization Foreign Exchange Loss Interest Expense Less: Interest Income	(P7.8) Million	(P14.9) Million
E. Profitability Ratios			
Profit Before Tax Margin Ratio	Profit (Loss) Before Tax Total Revenue	18.55%	4.04%
Return on Assets	Net Income Average Total Assets	0.60%	(0.33%)
Return on Equity	Net Income Average Total Equity	0.61%	(0.34%)

Omico Corporation and Subsidiaries
Schedule II - Parent Company Reconciliation of Retained Earnings Available for Dividend Declaration
DECEMBER 31, 2025

Unappropriated Retained Earnings, beginning of reporting period		P (441,908,426)
Add: Category A: Items that are directly credited to Unappropriated		
Retained Earnings		
Reversal of Retained Earnings Appropriation/s	-	
Effect of restatements or prior-period adjustments	-	
Others	-	
	-	
Less: Category B: Items that are directly debited to Unappropriated		
Retained Earnings		
Dividend declaration during the reporting period	-	
Retained Earnings appropriated during the reporting period	-	
Effect of restatements or prior-period adjustments	-	
Others	-	
	-	
Unappropriated Retained Earnings, as adjusted		(441,908,426)
Add/Less: Net Income (loss) for the current year		3,715,884
Less: Category C.1: Unrealized income recognized in the profit or loss during the reporting period (net of tax)		
Equity in net income of associate/joint venture, net of dividends declared	-	
Unrealized foreign exchange gain, except those attributable to cash and cash equivalents	-	
Unrealized fair value adjustment (mark-to-market gains) of financial instruments at fair value through profit or loss (FVTPL)	(12,915,451)	
Unrealized fair value gain of Investment Property	-	
Other unrealized gains or adjustments to the retained earnings as a result of certain transactions accounted for under the PFRS	-	
Subtotal	-	(12,915,451)
Add: Category C.2: Unrealized income recognized in the profit or loss in prior reporting periods but realized in the current reporting period (net of tax)		
Realized foreign exchange gain, except those attributable to cash and cash equivalents	-	
Realized fair value adjustment (mark-to-market gains) of financial instruments at fair value through profit or loss (FVTPL)	-	
Realized fair value gain of Investment Property	-	
Other realized gains or adjustments to the retained earnings as a result of certain transactions accounted for under the PFRS	-	
Subtotal	-	-
Add: Category C.3: Unrealized income recognized in profit or loss in prior periods but reversed in the current reporting period (net of tax)		
Reversal of previously recorded foreign exchange gain, except those attributable to cash and cash equivalents	-	
Reversal of previously recorded fair value adjustment (mark-to-market gains) of financial instruments at fair value through profit or loss (FVTPL)	-	
Reversal of previously recorded fair value gain of Investment Property	-	
Reversal of other unrealized gains or adjustments to the retained earnings as a result of certain transactions accounted for under the PFRS, previously recorded	-	
Subtotal	-	-
Adjusted Net Income/Loss	-	-
Add: Category D: Non-actual losses recognized in profit or loss during the reporting period (net of tax)		
Depreciation on revaluation increment (after tax)	-	
Subtotal	-	-
Add/Less: Category E: Adjustments related to relief granted by the SEC and BSP		
Amortization of the effect of reporting relief	-	
Total amount of reporting relief granted during the year	-	
Others	-	
Subtotal	-	-
Add/Less: Category F: Other items that should be excluded from the determination of the amount of available for dividends distribution		
Net movement of treasury shares (except for reacquisition of redeemable shares)	-	
Net movement of deferred tax asset not considered in the reconciling items under the previous categories	-	
Net movement in deferred tax asset and deferred tax liabilities related to same transaction, e.g., set up of right of use of asset and lease liability, set-up of asset and asset retirement obligation, and set-up of service concession asset and concession payable	-	
Adjustment due to deviation from PFRS/GAAP - gain (loss)	-	
Others	-	
Subtotal	-	-
Total Retained Earnings, end of the reporting period available for dividend	P (451,107,993)	

Omico Corporation and Subsidiaries
Schedule III - A Map Showing the Relationship Between and Among the Parent Company
and its Subsidiaries
December 31, 2025



Omico Corporation and Subsidiaries
Schedule A - Financial Assets
December 31, 2025

Name of Issuing Entity and Association of Each Issue	Number of Share or Principal Amount of Bonds and Notes	Amount Shown in the Statement of Financial Position	Valued based on Market Quotation at End of Reporting Period	Income Received and Accrued
Cash on hand and in banks	NA	P 5,266,960	P 5,266,960	P 14,654
Short-term placements	NA	276,788,602	276,788,602	16,312,090
Cash and cash equivalents		282,055,562	282,055,562	16,326,744
Installment contract receivables	NA	8,973,071	8,973,071	1,117,847
Due from HDMF	NA	14,117,954	14,117,954	-
Advances to officers and employees	NA	774,911	774,911	-
Accrued interest on short-term placements	NA	1,739,637	1,739,637	-
Other receivables	NA	486,164	486,164	-
Receivables		26,091,737	26,091,737	1,117,847
ABS-CBN Corporation	100,000	421,000	421,000	-
APC Group Inc.	28,000	2,968	2,968	-
Ayala Land, Inc.	99,400	2,231,530	2,231,530	-
Bloomberry Resorts Corporation	550,000	1,397,000	1,397,000	-
Cemex Holdings Philippines, Inc.	260,000	283,400	283,400	-
Citicore Energy REIT Corp.	200,000	714,000	714,000	-
Cosco Capital, Inc.	562,200	3,929,778	3,929,778	-
DDMP REIT, Inc.	7,610,000	7,762,200	7,762,200	-
DITO CME Holdings Corp.	650,000	442,000	442,000	-
Empire East Land Holdings Inc.	1,230,500	127,972	127,972	-
First Gen Corp.	60,000	1,064,400	1,064,400	-
Maynilad Water Services, Inc.	100,000	1,690,000	1,690,000	-
Megaworld Corporation	1,000	2,080	2,080	-
Monde Nissin Corporation	400,000	20,000	20,000	-
MerryMart Consumer Corp.	50,000	2,320,000	2,320,000	-
Puregold Price Club, Inc.	578,300	21,975,400	21,975,400	-
Security Bank Corporation	199	13,064	13,064	-
SM Prime Holdings, Inc.	1,505	34,239	34,239	-
Synergy Grid & Development Phils., Inc.	1,300,000	21,528,000	21,528,000	-
Upson International Corp.	100,000	70,000	70,000	-
VistaREIT, Inc.	586,000	802,820	802,820	-
Waterfront Phillipines Inc.	22,000	9,020	9,020	-
Financial assets at fair value through profit or loss	14,489,104	66,840,871	66,840,871	-
Macawiwili Gold Mining and Development Co., Inc.	33,709,009	337,090	337,090	-
Manila Southwoods	2	12,000,000	12,000,000	-
Tagaytay Midlands	1	2,500,000	2,500,000	-
Crown Technologies Holding Pte. Ltd.	NA	27,805,000	27,805,000	-
Financial assets at fair value through OCI	33,709,012	42,642,090	42,642,090	-
Advances and other receivables	NA	15,096,516	15,096,516	-
Other non-current assets		15,096,516	15,096,516	-
Total		P 432,726,776	P 432,726,776	P 17,444,591

Omico Corporation and Subsidiaries
Schedule B - Amount Receivable from Directors, Officers, Employees,
Related Parties and Principal Stockholders (Other than Related Parties)
December 31, 2025

Name and Designation of Debtor	Balance at Beginning of Period	Additions	Amounts Collected	Amounts Written Off	Current	Not Current	Balance at End of Period
Receivable from officer and employees	P 1,164,460	P 39,076	P 428,625	P -	P 774,911	P -	P 774,911

Omico Corporation and Subsidiaries
Schedule C - Amounts Receivable from Related Parties which are Eliminated during the Consolidation of Financial Statements
December 31, 2025

Name and Designation of Debtor		Balance at Beginning of Period		Additions		Amounts Collected		Amounts Written Off		Current		Not Current		Balance at End of Period
Subsidiaries:														
Omico Kapital Corporation	P	538,470	P	7,732	P	-	P	-	P	546,202	P	-	P	546,202
Omico Mining Inc.		6,350,434		13,728		-		-		6,364,162		-		6,364,162
	P	6,888,904	P	21,460	P	-	P	-	P	6,910,364	P	-	P	6,910,364

Omico Corporation and Subsidiaries
Schedule E - Indebtedness to Related Parties
December 31, 2025

Related Party	Balance at Beginning of Period	Balance at End of Period
Omico Kapital Corporation P	221,084,873 P	221,084,873

OMICO CORPORATION
Schedule G - Capital Stock
December 31, 2025

Title of Issue	Number of Shares Authorized	Number of Shares Issued and Outstanding as shown under related Statement of Financial Position Caption	Number of Shares Reserved for Options, Warrants, Conversion and other Rights	Number of Shares Held by Related Parties	Directors, Officers and Employees	Others
Common shares - P1.00 par value	2,000,000,000	1,050,461,673	-	-	52,021,083	998,440,590

Omico Corporation and Subsidiaries
Schedule H - Supplementary Schedule of External Auditor Fee-Related Information
For the Years Ended December 31, 2025 and 2024

	2025	2024
Total Audit Fees	P 555,563	529,108
Non-audit services fee		
Other assurance service	-	-
Tax service	-	-
All other service	-	-
Total Non-Audit Fee	-	-
Total Audit and Non-audit Fees	P 555,563	P 529,108
Audit and Non-audit fees of other related entities	2025	2024
Audit fees		
Non-audit services fees	P -	P -
Other assurance services	-	-
Tax services	-	-
All other services	-	-
Total Audit and Non-audit Fees of other related entities	P -	P -

Your BIR AFS eSubmission uploads were received

From: eafs@bir.gov.ph

To: lynf_alqueza@yahoo.com

Cc: jeannie_buyson@yahoo.com

Date: Tuesday, March 31, 2026 at 02:04 PM GMT+8

Hi OMICO CORPORATION,

Valid files

- EAFS000483136ITRTY122025.pdf
- EAFS000483136AFSTY122025.pdf

Invalid file

- <None>

Transaction Code: **AFS-0-87KAH8CH08LHL9LCLNSRXM4Z20B8GE9DKD**

Submission Date/Time: **Mar 31, 2026 02:03 PM**

Company TIN: **000-483-136**

Please be reminded that you accepted the terms and conditions for the use of this portal and expressly agree, warrant and certify that:

- The submitted forms, documents and attachments are complete, truthful and correct based on the personal knowledge and the same are from authentic records;
- The submission is without prejudice to the right of the BIR to require additional document, if any, for completion and verification purposes;
- The hard copies of the documents submitted through this facility shall be submitted when required by the BIR in the event of audit/investigation and/or for any other legal purpose.

This is a system-generated e-mail. Please do not reply.

2025

PARENT COMPANY AUDITED FINANCIAL STATEMENTS

OMICO CORPORATION

December 31, 2025 and 2024

R. R. TAN AND ASSOCIATES
Certified Public Accountants

**STATEMENT OF MANAGEMENT'S RESPONSIBILITY
FOR FINANCIAL STATEMENTS**

The Management of **OMICO CORPORATION** is responsible for the preparation and fair presentation of the financial statements including the schedules attached therein, for the years ended December 31, 2025 and 2024, in accordance with the prescribed financial reporting framework indicated therein, and for such internal control as management determines is necessary to enable the preparation of financial statements that are free from material misstatement, whether due to fraud or error.

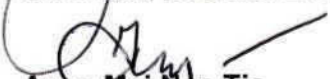
In preparing the financial statements, management is responsible for assessing the Company's ability to continue as a going concern, disclosing, as applicable matters related to going concern and using the going concern basis of accounting unless management either intends to liquidate the Company or to cease operations, or has no realistic alternative but to do so.

The Board of Directors is responsible for overseeing the Company's financial reporting process.

The Board of Directors reviews and approves the financial statements including the schedules attached therein and submits the same to the stockholders.

R. R. Tan & Associates, CPAs, the independent auditor appointed by the stockholders, has audited the financial statements of the Company in accordance with Philippine Standards on Auditing, and in its report to stockholders, has expressed its opinion on the fairness of presentation upon completion of such audit.


Tommy Kin Hing Tia
Chairman, Board of Directors


Anna Mei Nga Tia
President/CEO


Juana Lourdes M. Buyson
Treasurer

23 MAR 2026

SUBSCRIBED AND SWORN to before me this _____ day of _____ affiants presented to me their respective proof or identification, to wit:

Name	Type of Identification
Tommy Kin Hing Tia	TIN 105-834-884
Anna Mei Nga Tia	TIN 103-915-047
Juana Lourdes M. Buyson	TIN 131-482-310

all known to me and to me known to be the same persons who executed the foregoing Statement of Management's Responsibility for Financial Statements.

IN WITNESS WHEREOF, I have hereunto affixed my notary seal at the date and place first above written.

PASIG CITY

FERDINAND D. AYALAO
Notary Public

Doc. No. 241
Page No. 50
Book No. 20
Series of 20 24

For and in Pasig City and the Municipality of Pateros
Commission No. 122 (2026-2027) valid until 12/31/2027
MCLE Exemption No. VIII-BEP003234, until 04/14/28
Roll No. 46377; IBP LRN 02459; OR 535886; 06/21/2001
TIN 123-011-785; PTR 4018763AA; 01/09/26; Pasig City
Unit 5, West Tower E-Bldg., Ortigas Road
Ortigas Center, Pasig City, 1605 Philippines

R. R. TAN & ASSOCIATES, CPAs

Unit 1705, Antel Global Corporate Center
Doña Julia Vargas Avenue, Ortigas Center
Pasig City, Philippines 1605
Tel.: (632) 8638-3430 to 32; Fax: (632) 8638-3430
e-mail : info@rtan.net

PRC-BOA Reg. No. 0132, valid until August 13, 2027
BIR Accreditation No. 07-100510-002-2022, valid until September 14, 2025

Report of Independent Public Accountants to Accompany Income Tax Return

The Board of Directors and Stockholders
OMICO CORPORATION
Suite 1109 East Tower, Tektite Towers
Exchange Road, Ortigas Center, Pasig City

We have audited the financial statements of **OMICO CORPORATION** (the Company) as at and for the year ended December 31, 2024, on which we have rendered the attached report dated March 24, 2025.

In compliance with Revenue Regulation V-20, we are stating that no partner of our Firm is related by consanguinity or affinity to the president, manager or principal stockholder of the Company.

R. R. TAN AND ASSOCIATES, CPAs

By:  **DOMINGO A. DAZA, JR.**

Partner

CPA Certificate No. 109993

Tax Identification No. 203-917-449

PTR No. 3040539, January 07, 2025, Pasig City

BIR Accreditation No. 07-100512-002-2022, valid until September 14, 2025

PRC-BOA Reg. No. 0132/P-001 valid until August 13, 2027

March 24, 2025
Pasig City

PRC-BOA Reg. No. 0132, valid until August 13, 2027
BIR Accreditation No. 07-100995-003-2025, valid until September 1, 2028
SEC Accreditation No. 0132-SEC (Group A), valid to cover audit of
2025-2027 financial statements

Report of Independent Public Accountants

The Board of Directors and Stockholders
OMICO CORPORATION
Suite 1109 East Tower, Tektite Towers
Exchange Road, Ortigas Center, Pasig City

Report on the Audit of the Financial Statements

Opinion

We have audited the financial statements of Omico Corporation (the Company), which comprise the statements of financial position as at December 31, 2025 and 2024, and the statements of comprehensive income, statements of changes in equity and statements of cash flows for the years then ended, and notes to the financial statements, including a summary of material accounting policies.

In our opinion, the accompanying financial statements present fairly, in all material respects, the financial position of the Company as at December 31, 2025 and 2024, and its financial performance and its cash flows for the years then ended, in accordance with Philippine Financial Reporting Standards (PFRSs).

Basis for Opinion

We conducted our audits in accordance with Philippine Standards on Auditing (PSAs). Our responsibilities under those standards are further described in the *Auditor's Responsibilities for the Audit of the Financial Statements* section of our report. We are independent of the Company in accordance with the Code of Ethics for Professional Accountants in the Philippines (Code of Ethics) together with the ethical requirements that are relevant to our audit of the financial statements in the Philippines, and we have fulfilled our other ethical responsibilities in accordance with these requirements and the Code of Ethics. We believe that the audit evidence we have obtained is sufficient and appropriate to provide a basis for our opinion.

Responsibilities of Management and Those Charged With Governance for the Financial Statements

Management is responsible for the preparation and fair presentation of the financial statements in accordance with PFRSs, and for such internal control as management determines is necessary to enable the preparation of financial statements that are free from material misstatement, whether due to fraud or error.

In preparing the financial statements, management is responsible for assessing the Company's ability to continue as a going concern, disclosing, as applicable, matters related to going concern and using the going concern basis of accounting unless management either intends to liquidate the Company or to cease operations, or has no realistic alternative but to do so.

Those charged with governance are responsible for overseeing the Company's financial reporting process.

Auditor's Responsibilities for the Audit of the Financial Statements

Our objectives are to obtain reasonable assurance about whether the financial statements as a whole are free from material misstatement, whether due to fraud or error, and to issue an auditor's report that includes our opinion. Reasonable assurance is a high level of assurance, but is not a guarantee that an audit conducted in accordance with PSAs will always detect a material misstatement when it exists. Misstatements can arise from fraud or error and are considered material if, individually or in the aggregate, they could reasonably be expected to influence the economic decisions of users taken on the basis of these financial statements.

As part of an audit in accordance with PSAs, we exercise professional judgment and maintain professional skepticism throughout the audit. We also:

- Identify and assess the risks of material misstatement of the financial statements, whether due to fraud or error, design and perform audit procedures responsive to those risks, and obtain audit evidence that is sufficient and appropriate to provide a basis for our opinion. The risk of not detecting a material misstatement resulting from fraud is higher than for one resulting from error, as fraud may involve collusion, forgery, intentional omissions, misrepresentations, or the override of internal control.
- Obtain an understanding of internal control relevant to the audit in order to design audit procedures that are appropriate in the circumstances, but not for the purpose of expressing an opinion on the effectiveness of the Company's internal control.
- Evaluate the appropriateness of accounting policies used and the reasonableness of accounting estimates and related disclosures made by management.
- Conclude on the appropriateness of management's use of the going concern basis of accounting and, based on the audit evidence obtained, whether a material uncertainty exists related to events or conditions that may cast significant doubt on the Company's ability to continue as a going concern. If we conclude that a material uncertainty exists, we are required to draw attention in our auditor's report to the related disclosures in the financial statements or, if such disclosures are inadequate, to modify our opinion. Our conclusions are based on the audit evidence obtained up to the date of our auditor's report. However, future events or conditions may cause the Company to cease to continue as a going concern.
- Evaluate the overall presentation, structure and content of the financial statements, including the disclosures, and whether the financial statements represent the underlying transactions and events in a manner that achieves fair presentation.

We communicate with those charged with governance regarding, among other matters, the planned scope and timing of the audit and significant audit findings, including any significant deficiencies in internal control that we identify during our audit.

We also provide those charged with governance with a statement that we have complied with relevant ethical requirements regarding independence, and to communicate with them all relationships and other matters that may reasonably be thought to bear on our independence, and where applicable, related safeguards.

Report on the Supplementary Information Required Under Revenue Regulations (RR) 15-2010 of the Bureau of Internal Revenue

Our audit was conducted for the purpose of forming an opinion on the basic financial statements taken as a whole. The Company's supplementary information disclosed in Note 28 to the financial statements is presented for purposes of filing with the Bureau of Internal Revenue and is not a required part of the basic financial statements. Such information is the responsibility of management and has been subjected to the auditing procedures applied in our audit of the basic financial statements. In our opinion, the information is fairly stated in all material respects in relation to the basic financial statements taken as a whole.

The engagement partner on the audit resulting in this independent auditor's report is Domingo A. Daza, Jr.

R. R. TAN AND ASSOCIATES, CPAs

By: **DOMINGO A. DAZA, JR.**

Partner

CPA Certificate No. 109993

Tax Identification No. 203-917-449

PTR No. 3986699, January 12, 2026, Pasig City

BIR Accreditation No. 07-100997-003-2025, valid until September 1, 2028

PRC-BOA Reg. No. 0132/P-001, valid until August 13, 2027

SEC Accreditation No. 109993-SEC (Group A), valid to cover audit of
2025 financial statements

March 23, 2026
Pasig City

OMICO CORPORATION
PARENT COMPANY STATEMENTS OF FINANCIAL POSITION
DECEMBER 31, 2025 AND 2024

	Notes	2025	2024
ASSETS			
Current Assets			
Cash and cash equivalents	8	P 281,835,558	P 289,236,776
Financial assets at fair value through profit or loss	9	66,840,871	49,378,735
Receivables	10	21,104,508	19,650,145
Real estate for sale	11	68,243,877	70,669,535
Prepayments and other current assets	12	5,059,490	4,791,357
Total Current Assets		443,084,304	433,726,548
Non-current Assets			
Installment contract receivable - net of current portion	10	4,987,229	9,074,502
Financial assets at fair value through other comprehensive income (FVOCI)	13	42,642,090	42,942,090
Investment in subsidiaries	14	202,500,000	202,500,000
Property and equipment - net	15	6,597,636	8,942,782
Investment properties	16	107,467,630	107,564,130
Other non-current assets - net	17	15,096,516	15,096,516
Total Non-current Assets		379,291,101	386,120,020
TOTAL ASSETS		P 822,375,405	P 819,846,568
LIABILITIES AND EQUITY			
Current Liabilities			
Accounts payable and accrued expenses	18	9,904,678	P 10,946,948
Due to subsidiary	24	221,084,873	221,084,873
Total Current Liabilities		230,989,551	232,031,821
Non-current Liabilities			
Retirement benefit obligation	23	13,359,352	13,203,896
Total Liabilities		244,348,903	245,235,717
Equity			
Share capital	19	1,050,461,673	1,050,461,673
Additional paid-in capital		78,000	78,000
Fair value loss on FVOCI financial assets	13	(36,232,910)	(35,932,910)
Deficit		(436,280,261)	(439,995,912)
Total Equity		578,026,502	574,610,851
TOTAL LIABILITIES AND EQUITY		P 822,375,405	P 819,846,568

See accompanying notes to financial statements

OMICO CORPORATION
PARENT COMPANY STATEMENTS OF COMPREHENSIVE INCOME
FOR THE YEARS ENDED DECEMBER 31, 2025 AND 2024

	Notes	2025	2024
REVENUES			
Real estate sales - net	20	P 4,511,538	P 5,784,300
Investment and other income - net	20	33,754,977	28,243,740
		38,266,515	34,028,040
COST AND EXPENSES			
Cost of real estate sales	21	2,535,074	2,165,892
Administrative expenses	22	28,179,285	29,077,880
Selling expenses		454,700	1,411,377
		31,169,059	32,655,149
INCOME BEFORE INCOME TAX EXPENSE		7,097,456	1,372,891
INCOME TAX EXPENSE	26	3,381,805	3,384,363
INCOME (LOSS) FOR THE YEAR		3,715,651	(2,011,472)
OTHER COMPREHENSIVE INCOME			
Amount to not be reclassified to profit or loss in subsequent periods:			
Fair value changes in FVOCI financial assets	13	(300,000)	4,950,000
TOTAL COMPREHENSIVE INCOME		P 3,415,651	P 2,938,528
BASIC EARNINGS			
(LOSS) PER SHARE	25	P 0.003537	P (0.001915)

See accompanying notes to financial statements

OMICO CORPORATION
PARENT COMPANY STATEMENTS OF CHANGES IN EQUITY
FOR THE YEARS ENDED DECEMBER 31, 2025 AND 2024

	Notes	2025	2024
SHARE CAPITAL	19	P 1,050,461,673	P 1,050,461,673
ADDITIONAL PAID-IN CAPITAL		78,000	78,000
FAIR VALUE GAIN (LOSS) ON FVOCI			
FINANCIAL ASSETS			
Balance at beginning of year		(35,932,910)	(40,882,910)
Fair value changes in FVOCI financial assets	13	(300,000)	4,950,000
Balance at end of year		(36,232,910)	(35,932,910)
DEFICIT			
Balance at beginning of year		(439,995,912)	(437,984,440)
Income (Loss) for the year		3,715,651	(2,011,472)
Balance at end of year		(436,280,261)	(439,995,912)
		P 578,026,502	P 574,610,851

See accompanying notes to financial statements

OMICO CORPORATION
PARENT COMPANY STATEMENTS OF CASH FLOWS
FOR THE YEARS ENDED DECEMBER 31, 2025 AND 2024

	Notes	2025	2024
CASH FLOWS FROM OPERATING ACTIVITIES			
Income before income tax	P	7,097,456	P 1,372,891
Adjustments for:			
Fair value gain on FVPL financial assets	9,20	(12,915,451)	(5,565,857)
Depreciation	15,16	2,556,358	2,481,613
Provision for credit losses	10	21,460	18,824
Gain on sale of FVPL financial assets	9,20	(531,296)	(949,558)
Unrealized foreign exchange gain	20	(7,704)	(25,384)
Retirement expense	23	498,149	932,504
Dividend income	20	(2,663,753)	(2,793,235)
Interest income		(17,444,358)	(18,736,191)
Operating Loss Before Working Capital Changes		(23,389,139)	(23,264,393)
Decrease in receivables		2,546,965	9,609,119
Decrease in real estate for sale		2,425,658	1,951,918
Increase in prepayments and other current assets		(334,375)	(302,173)
Decrease in accounts payable and accrued expenses		(1,042,270)	(1,626,171)
Cash used in operations		(19,793,161)	(13,631,700)
Cash paid for retirement benefits	23	(342,693)	-
Cash paid for taxes		(3,315,563)	(3,257,771)
Interest received from installment contract receivable	20	1,117,847	2,537,681
Net Cash Used in Operating Activities		(22,333,570)	(14,351,790)
CASH FLOWS FROM INVESTING ACTIVITIES			
Proceeds from sale of:			
FVPL financial assets		11,661,001	3,011,500
Additions to:			
FVPL financial assets	9	(15,676,390)	-
Property and equipment	15	(114,712)	(7,035,946)
Dividend received		2,663,753	2,793,235
Interest received from cash and cash equivalents		16,390,996	14,394,388
Net Cash Provided by Investing Activities		14,924,648	13,163,177
DECREASE IN CASH AND CASH EQUIVALENTS		(7,408,922)	(1,188,613)
EFFECT OF FOREIGN EXCHANGE GAIN ON			
CASH AND CASH EQUIVALENTS	20	7,704	25,384
NET DECREASE IN CASH AND CASH EQUIVALENTS		(7,401,218)	(1,163,229)
CASH AND CASH EQUIVALENTS			
AT BEGINNING OF YEAR		289,236,776	290,400,005
CASH AND CASH EQUIVALENTS			
AT END OF YEAR	P	281,835,558	P 289,236,776

See accompanying notes to financial statements

OMICO CORPORATION
NOTES TO PARENT COMPANY FINANCIAL STATEMENTS
DECEMBER 31, 2025 AND 2024

1. CORPORATE INFORMATION AND STATUS OF OPERATIONS

Corporate Information

Omico Corporation (the "Parent Company or the Company") was incorporated in the Philippines and was registered with the Securities and Exchange Commission ("SEC") on August 30, 1968. Its corporate term was extended to another fifty (50) years from and after the date of expiration of its first fifty (50)-year term on August 29, 2018, as per SEC Certificate of Filing of Amended Articles of Incorporation dated October 21, 2015. It holds 100% interest both in Omico Kapital Corporation, a subsidiary which ceased operations in 1997, and Omico Mining Inc. (*formerly Omico-Ivanhoe Mining Inc*). The Parent Company listed its shares of stock in the Philippine Stock Exchange on May 2, 1969.

The Parent Company's main business activities are mining exploration and property development. It is licensed to operate, prospect, mine, and deal with all kinds of ores, metals and minerals.

The registered office of the Parent Company is located at Suite 1109 East Tower, Tektite Towers, Exchange Road, Ortigas Center, Pasig City. Omico Corporation has no ultimate Parent Company.

The financial statements of the Parent Company as at and for the year ended December 31, 2025 and 2024 were authorized for issue by the Parent Company's Board of Directors on March 23, 2026.

Status of Mining Operations

On August 29, 2012, the Parent Company terminated the Mining Agreement with Macawiwili Gold Mining and Development Co., Inc. (Macawiwili) entered on September 30, 1968. With this Agreement, the Parent Company has given the reins in managing the project to Macawiwili but remains an active minority investor in the venture.

Management decided to terminate the mining agreement with Macawiwili because Management would like to focus on other mining prospects/projects.

The Parent Company is still interested in investing in mining and is scouting for other mining projects to explore, manage, operate or invest either solely or in partnership with other entities.

2. STATEMENT OF COMPLIANCE AND BASIS OF PREPARATION AND PRESENTATION

Statement of Compliance

The accompanying financial statements have been prepared in accordance with generally accepted accounting principles as set forth in Philippine Financial Reporting Standards (PFRS), Philippine Accounting Standards (PAS) and Philippine Interpretations from International Financial Reporting Interpretations Committee (IFRIC) issued by the Philippine Financial and Sustainability Reporting Standards Council (FSRSC) and adopted by the SEC, including SEC pronouncements.

The financial statements are presented in Philippine Peso, the currency of the primary economic environment in which the Parent Company operates. All values represent absolute amounts except when otherwise indicated.

The preparation of financial statements in conformity with PFRS requires the use of certain critical accounting estimates. It also requires management to exercise judgment in the process of applying the Parent Company's accounting policies. The estimates and associated assumptions are based on historical experience and various other factors that are believed to be reasonable under the circumstances.

These financial statements are prepared as the Parent Company's separate financial statements. The Parent Company's investments in Omico Kapital Corporation and Omico Mining Inc. are accounted at cost, less any impairment loss. Impairment loss is provided when there is objective evidence that the investment in subsidiary will not be recovered.

3. CHANGES IN ACCOUNTING POLICIES AND DISCLOSURES

New Accounting Standards and Amendments to Existing Standards Effective as of January 1, 2025

The accounting policies adopted are consistent with those of the previous financial year except for the adoption of the following amendments to PFRS effective beginning January 1, 2025. The Company has not early adopted any standard, interpretation or amendment that has been issued but is not yet effective.

Unless otherwise indicated, adoption of these new standards did not have an impact on the financial statements of the Company.

Amendments to PAS 1, Lack of Exchangeability

The amendments specify how an entity should assess whether a currency is exchangeable and how it should determine a spot exchange rate when exchangeability is lacking. The amendments are effective for annual reporting periods beginning on or after January 1, 2025. Earlier adoption is permitted and that fact must be disclosed. When applying the amendments, an entity cannot restate comparative information. The amendments do not have a material impact on the Company's financial statements.

New Accounting Standard, Amendments to Existing Standards and Interpretations Effective Subsequent to December 31, 2025

The standards, amendments and interpretations which have been issued but not yet effective as at December 31, 2025 are disclosed below. Except as otherwise indicated, the Company does not expect the adoption of the applicable new and amended PFRS to have a significant impact on its financial position or performance.

Effective beginning on or after January 1, 2026

Amendments to Illustrative Examples on PFRS 7, PFRS 18, PAS 1, PAS 8, PAS 26 and PAS 37, Disclosure about Uncertainties in the Financial Statements

The amendments add illustrative examples to several PFRS Accounting Standards intended to improve the reporting of climate-related and other uncertainties in the financial statements, particularly to address stakeholders' concerns about consistency of information within the general-purpose financial reports and sufficient information on climate-related risks and other uncertainties in the financial statements. The examples address topics such as materiality judgements, significant judgements and estimates, and aggregation and disaggregation. The illustrative examples are not an integral part of PFRS Accounting Standards and, as such, do not have an effective date or transition requirements. However, an entity is expected to be entitled to sufficient time to implement any changes to align the information disclosed in its financial statements with the illustrative examples. Determining how much time is sufficient is a matter of judgement that depends on an entity's particular facts and circumstances. Nonetheless, an entity would be expected to implement any changes on a timely basis. The expected adoption will not materially affect the Company.

Amendments to PFRS 9 and PFRS 7, Classification and Measurement of Financial Instruments

The amendments clarify that a financial liability is derecognized on the 'settlement date', i.e., when the related obligation is discharged, cancelled, expires or the liability otherwise qualifies for derecognition. They also introduce an accounting policy option to derecognize financial liabilities that are settled through an electronic payment system before settlement date if certain conditions are met. The amendments also clarify how to assess the contractual cash flow characteristics of financial assets that include environmental, social and governance (ESG)-linked features and other similar

contingent features. Furthermore, the amendments clarify the treatment of non-recourse assets and contractually linked instruments. The expected adoption will not materially affect the Company.

Amendments to PFRS 9 and PFRS 7, Contracts Referencing Nature-dependent Electricity

The amendments only apply to contracts that reference nature-dependent electricity such as contracts to buy or sell nature-dependent electricity, as well as financial instruments that reference such electricity. This amendment cannot be applied by analogy to other contracts, items or transactions. The amendments clarify the application of the 'own-use' requirements for in-scope contracts, amend the designation requirements for a hedge item in a cash flow hedging relationship for in-scope contracts and include new disclosure requirements. The expected adoption will not materially affect the Company.

Annual Improvements to PFRS Accounting Standards - Volume 11

The amendments are limited to changes that either clarify the wording in an Accounting Standard or correct relatively minor unintended consequences, oversight or conflicts between the requirements in the Accounting Standards. The following is the summary of the Standards involved and their related amendments.

- *Amendments to PFRS 1, Hedge Accounting by a First-time Adopter*
The amendments included in paragraphs B5 and B6 of PFRS 1 cross references to the qualifying criteria for hedge accounting in paragraph 6.4.1(a), (b) and (c) of PFRS 9. These are intended to address potential confusion arising from an inconsistency between the wording in PFRS 1 and the requirements for hedge accounting in PFRS 9.
- *Amendments to PFRS 7, Gain or Loss on Derecognition*
The amendments updated the language of paragraph B38 of PFRS 7 on unobservable inputs and included a cross reference to paragraphs 72 and 73 of PFRS 13.
- *Amendments to PFRS 9*
 - a) *Lessee Derecognition of Lease Liabilities*
The amendments to paragraph 2.1 of PFRS 9 clarified that when a lessee has determined that a lease liability has been extinguished in accordance with PFRS 9, the lessee is required to apply paragraph 3.3.3 and recognize any resulting gain or loss in profit or loss.
 - b) *Transaction Price*
The amendments to paragraph 5.1.3 of PFRS 9 replaced the reference to 'transaction price as defined by PFRS 15 Revenue from Contracts with Customers' with 'the amount determined by applying PFRS 15'. The term 'transaction price' in relation to PFRS 15 was potentially confusing and so it has been removed. The term was also deleted from Appendix A of PFRS 9.
- *Amendments to PFRS 10, Determination of a 'De Facto Agent'*
The amendments to paragraph B74 of PFRS 10 clarified that the relationship described in B74 is just one example of various relationships that might exist between the investor and other parties acting as de facto agents of the investor.
- *Amendments to PAS 7, Cost Method*
The amendments to paragraph 37 of PAS 7 replaced the term 'cost method' with 'at cost', following the prior deletion of the definition of 'cost method'.

The expected adoption of these amendments will not materially affect the Company.

Effective beginning on or after January 1, 2027

IFRS 17, Insurance Contracts

IFRS 17 establishes the principles for the recognition, measurement, presentation and disclosure of insurance contracts within the scope of the standard. The objective of IFRS 17 is to ensure that an entity provides relevant information that faithfully represents those contracts. This information gives a basis for users of the financial statements to assess the effect that insurance contracts have on the entity's financial position, financial performance and cash flows.

The key principles in IFRS 17 are that an entity:

- Identifies as insurance contracts those contracts under which the entity accepts significant insurance risk from another party (the policyholder) by agreeing to compensate the policyholder if a specified uncertain future event (the insured event) adversely affects the policyholder;
- Separates specified embedded derivatives, distinct investment components and distinct performance obligations from the insurance contracts;
- Divides the contracts into groups that it will recognize and measure;
- Recognizes and measures groups of insurance contracts at:
 - i. a risk-adjusted present value of the future cash flows (the fulfilment cash flows) that incorporates all of the available information about the fulfilment cash flows in a way that is consistent with observable market information; plus (if this value is a liability) or minus (if this value is an asset); or
 - ii. an amount representing the unearned profit in the group of contracts (the contractual service margin);
- Recognizes the profit from a group of insurance contracts over the period the entity provides insurance cover, and as the entity is released from risk. If a group of contracts is or becomes loss-making, an entity recognizes the loss immediately;
- Presents separately insurance revenue (that excludes the receipt of any investment component), insurance service expenses (that excludes the repayment of any investment components) and insurance finance income or expenses; and
- Discloses information to enable users of the financial statements to assess the effect that contracts within the scope of IFRS 17 have on the financial position, financial performance, and cash flows of an entity.

On February 14, 2025, the FSRSC approved the amendment to IFRS 17, *Insurance Contracts* that further defers the date of initial application by an additional two (2) years, to annual periods beginning on or after January 1, 2027. This is consistent with Circular Letter No. 2025-04 issued by the Insurance Commission dated March 10, 2025.

IFRS 17 is effective for reporting periods beginning on or after January 1, 2027, with comparative figures required. Early application is permitted. The new standard is not applicable to the Company since it has no activities that are predominantly connected with insurance or issue insurance contracts.

IFRS 18, Presentation and Disclosure in Financial Statements

The standard replaces PAS 1 Presentation of Financial Statements and responds to investors' demand for better information about companies' financial performance. The new requirements include:

- Required totals, subtotals and new categories in the statement of profit or loss
- Disclosure of management-defined performance measures
- Guidance on aggregation and disaggregation

The expected adoption of this standard will not materially affect the Company.

PFRS 19, Subsidiaries without Public Accountability

The standard allows eligible entities to elect to apply PFRS 19's reduced disclosure requirements while still applying the recognition, measurement and presentation requirements in other PFRS accounting standards. The application of the standard is optional for eligible entities.

The expected adoption of this standard will not materially affect the Company.

Amendment to PAS 21, Translation to a Hyperinflationary Presentation Currency

The amendments introduce translation requirements for entities translating their financial statements, or the results and financial position of a foreign operation, from a functional currency that is the currency of a non-hyperinflationary economy to a presentation currency that is the currency of a hyperinflationary economy.

The expected adoption of this standard will not materially affect the Company.

Deferred effectivity

PFRS 10, Consolidated Financial Statements and PAS 28, Investments in Associates and Joint Ventures - Sale or Contribution of Assets between an Investor and its Associate or Joint Venture

These amendments address an acknowledged inconsistency between the requirements in PFRS 10 and those in PAS 28 in dealing with the sale or contribution of assets between an investor and its associate or joint venture. The amendments require that a full gain or loss is recognized when a transaction involves a business (whether it is housed in a subsidiary or not). A partial gain or loss is recognized when a transaction involves assets that do not constitute a business, even if these assets are housed in a subsidiary.

These amendments are originally effective from annual periods beginning on or after January 1, 2016. This mandatory adoption date was later on deferred indefinitely pending the final outcome of the IASB's research project on International Accounting Standards 28. Adoption of these amendments when they become effective will not have any impact on the financial statements.

4. SUMMARY OF MATERIAL ACCOUNTING POLICIES

The material accounting policies applied in the preparation of these financial statements are set out below. These policies have been consistently applied to all the years presented, unless otherwise stated.

Current versus non-current classification

The Parent Company presents assets and liabilities in the statements of financial position based on current/non-current classification. An asset is current when it is:

- Expected to be realized or intended to be sold or consumed in normal operating cycle;
- Held primarily for the purpose of trading; or
- Expected to be realized within twelve months after the end of the reporting period; or
- Cash or cash equivalent unless restricted from being exchanged or used to settle a liability for at least twelve months after the end of the reporting period.

The Parent Company classifies all other assets as non-current.

A liability is current when:

- It is expected to be settled in normal operating cycle;
- It is held primarily for the purpose of trading;
- It is due to be settled within twelve months after the end of the reporting period; or
- There is no unconditional right to defer the settlement of the liability for at least twelve months after the end of the reporting period.

The Parent Company classifies all other liabilities as non-current.

Financial Instruments

Date of Recognition

Financial assets and financial liabilities are recognized in the statements of financial position of the Parent Company when it becomes a party to the contractual provisions of the instrument.

Initial Recognition

All financial assets and financial liabilities are initially recognized at fair value. Except for financial assets and financial liabilities at FVPL, the initial measurement of these financial instruments includes transaction costs.

Determination of Fair Value

The fair value for instruments traded in active market at the reporting date is based on their quoted market price. For all other financial instruments not listed in an active market, the fair value is determined by using appropriate techniques or comparison to similar instruments for which market observable prices exists.

Where the transaction price in a non-active market is different from the fair value of other observable current market transactions in the same instruments or based on a valuation technique, the Parent Company recognizes the difference between the transaction price and fair value in the statement of comprehensive income unless it qualifies for recognition as some other type of asset.

Offsetting of Financial Instruments

Financial assets and financial liabilities are offset and the net amount reported in the statement of financial position if, and only if, there is a currently enforceable legal right to offset the recognized amounts and there is an intention to settle on a net basis, or to realize the asset and settle the liability simultaneously. This is not generally the case with master netting agreements, and the related assets and liabilities are presented gross in the statements of financial position.

Classification and Measurement of Financial Assets

The classification of financial assets at initial recognition depends on the financial asset's contractual cash flow characteristics and the Parent Company's business model for managing them. Except for financial assets at FVPL, all financial assets are initially measured at fair value plus transaction costs. Trade receivables that do not contain a significant financing component are measured at the transaction price determined under PFRS 15.

The Parent Company's business model for managing financial assets refers to how it manages its financial assets in order to generate cash flows. The business model determines whether cash flows will result from collecting contractual cash flows, selling the financial assets, or both.

- Financial Assets at Amortized Cost

The Parent Company measures financial assets at amortized cost if both of the following conditions are met:

- The financial asset is held within a business model with the objective to hold financial assets in order to collect contractual cash flows and;
- The contractual terms of the financial asset give rise on specified dates to cash flows that are solely payments of principal and interest on the principal amount outstanding.

Financial assets at amortized cost are subsequently measured using the effective interest (EIR) method and are subject to impairment. Gains and losses are recognized in profit or loss when the asset is derecognized or impaired.

The Parent Company's financial assets at amortized cost includes cash and cash equivalents and receivables.

- Financial Assets at Fair Value through Other Comprehensive Income (FVOCI)

Equity instruments

Upon initial recognition, the Parent Company can elect to classify irrevocably its equity investments as equity instruments designated at FVOCI when they meet the definition of equity and are not held for trading. The classification is determined on an instrument-by-instrument basis.

Subsequent to initial recognition, financial assets at FVOCI are carried at fair value. Gains and losses on these financial assets are never recycled to profit or loss. However, the Parent Company may transfer the cumulative gain or loss within equity. Dividends are recognized as other income in the statement of profit or loss when the right of payment has been established, except when the Parent Company benefits from such proceeds as a recovery of part of the cost of the financial asset, in which case, such gains are recorded in other comprehensive income. Equity instruments designated at FVOCI are not subject to impairment assessment.

Included in this category are the Parent Company's quoted and unquoted equity investments. (see Note 13)

Debt instruments

A debt financial asset is measured at FVOCI if both of the following conditions are met:

- The financial asset is held within a business model whose objective is achieved by both collecting contractual cash flows and selling financial assets and;
- The contractual terms of the financial asset give rise on specified dates to cash flows that are solely payments of principal and interest on the principal amount outstanding.

These financial assets are subsequently measured at fair value. Gains and losses arising from changes in fair value are included in other comprehensive income within a separate component of equity. Impairment losses or reversals, interest income and foreign exchange gains and losses are recognized in profit and loss until the financial asset is derecognized. Upon derecognition, the cumulative gain or loss previously recognized in other comprehensive income is reclassified from equity to profit or loss. This reflects the gain or loss that would have been recognized in profit or loss upon derecognition if the financial asset had been measured at amortized cost. Impairment is measured based on the expected credit loss (ECL) model.

As of December 31, 2025 and 2024, the Parent Company does not have debt instruments at FVOCI.

- Financial Assets at Fair Value through Profit or Loss (FVPL)

Financial assets at FVPL include financial assets held for trading, financial assets designated upon initial recognition at fair value through profit or loss, or financial assets mandatorily required to be measured at fair value. Financial assets are classified as held for trading if they are acquired for the purpose of selling or repurchasing in the near term. Financial assets with cash flows that are not solely payments of principal and interest are classified and measured at fair value through profit or loss, irrespective of the business model. Notwithstanding the criteria for debt instruments to be classified at amortized cost or at FVOCI, as described above, debt instruments may be designated at FVPL on initial recognition if doing so eliminates, or significantly reduces, an accounting mismatch.

Financial assets at FVPL are subsequently carried in the statement of financial position at fair value with net changes in fair value recognized in the statements of comprehensive income. Dividends are also recognized as other income in the statements of comprehensive when the right of payment has been established.

As of December 31, 2025 and 2024, included in this category are the Parent Company's equity investments listed in Philippine Stock Exchange.

Classification and Measurement of Financial Liabilities

Initial recognition and measurement

Financial liabilities are classified, at initial recognition, as financial liabilities at fair value through profit or loss, loans and borrowings, payables, or as derivatives designated as hedging instruments in an effective hedge, as appropriate.

All financial liabilities are recognized initially at fair value and, in the case of loans and borrowings and payables, net of directly attributable transaction costs.

Subsequent measurement

After initial recognition, interest-bearing loans, borrowings and other financial liabilities are subsequently measured at amortized cost using the EIR method. Gains and losses are recognized in profit or loss when the liabilities are derecognized as well as through the EIR amortization process.

Amortized cost is calculated by taking into account any discount or premium on acquisition and fees or costs that are an integral part of the EIR. The EIR amortization is included as finance costs in the statements of comprehensive income.

As of December 31, 2025 and 2024, included in this category are the Parent Company's accounts payable and accrued expenses and due to subsidiary.

Reclassification of Financial Assets

The Parent Company can only reclassify financial assets if the objective of its business model for managing those financial assets changes. Accordingly, the Parent Company is required to reclassify financial assets:

- (i) from amortized cost to FVPL, if the objective of the business model changes so that the amortized cost criteria is no longer met; and,
- (ii) from FVPL to amortized cost, if the objective of the business model changes so that the amortized cost criteria start to be met and the characteristic of the instrument's contractual cash flows meet the amortized cost criteria.

A change in the objective of the Parent Company's business model will be effected only at the beginning of the next reporting period following the change in the business model.

Impairment of Financial Assets

The Parent Company recognizes an allowance for expected credit losses (ECLs) for all debt instruments not held at fair value through profit or loss. ECLs are based on the difference between the contractual cash flows due in accordance with the contract and all the cash flows that the Parent Company expects to receive, discounted at an approximation of the original effective interest rate. The expected cash flows will include cash flows from the sale of collateral held or other credit enhancements that are integral to the contractual terms. ECLs are recognised in two stages. For credit exposures for which there has not been a significant increase in credit risk since initial recognition, ECLs are provided for credit losses that result from default events that are possible within the next 12-months (a 12-month ECL). For those credit exposures for which there has been a significant increase in credit risk since initial recognition, a loss allowance is required for credit losses expected over the remaining life of the exposure, irrespective of the timing of the default (a lifetime ECL). For trade receivables, the Parent Company applies a simplified approach in calculating ECLs. Therefore, the Parent Company does not track changes in credit risk, but instead recognises a loss allowance based on lifetime ECLs at each reporting date. The Parent Company has established probability of default rates for third party trade receivables based on its historical credit loss experience, adjusted for forward-looking factors specific to the debtors and the economic environment. The Parent Company applies the historical credit loss method in case undue cost or effort is involved in calculating the ECL by considering the forward-looking factors. For inter-group trade receivables, the Parent Company has established probability of default rates based on internal credit rating of the customers. Internal credit ratings are based on methodologies adopted by independent credit rating agencies. Therefore, the internal ratings already consider forward looking information.

The Parent Company considers a financial asset to be in default when contractual payments are 180 days past due. However, the Parent Company considers internal or external information when there

are indicators that the Parent Company is unlikely to receive the outstanding contractual amounts in full before taking into account any credit enhancements held by the Parent Company. A financial asset is written off when there is no reasonable expectation of recovering the contractual cash flows.

Derecognition of Financial Instruments

Financial Assets

A financial asset (or, where applicable a part of a financial asset or part of a group of financial assets) is derecognized where:

- the rights to receive cash flows from the asset have expired;
- the Parent Company retains the right to receive cash flows from the asset, but has assumed an obligation to pay them in full without material delay to a third party.
- the Parent Company has transferred its rights to receive cash flows from the asset and either (a) has transferred substantially all the risks and rewards of the asset, or (b) has neither transferred nor retained substantially all the risks and rewards of the asset, but has transferred the control of the asset.

Where the Parent Company has transferred its rights to receive cash flows from an asset or has entered into a pass-through arrangement, and has neither transferred nor retained substantially all the risks and rewards of the asset nor transferred control of the asset, the asset is recognized to the extent of the Parent Company's continuing involvement in the asset. Continuing involvement that takes the form of a guarantee over the transferred asset is measured at the lower of original carrying amount of the asset and the maximum amount of consideration that the Parent Company could be required to repay.

Financial Liabilities

A financial liability is derecognized when the obligation under the liability is discharged or cancelled or has expired. Where an existing financial liability is replaced by another from the same lender on substantially different terms, or the terms of an existing liability are substantially modified, such an exchange or modification is treated as a de-recognition of the original liability and the recognition of a new liability, and the difference in the respective carrying amounts is recognized in profit or loss.

Cash and Cash Equivalents

Cash and cash equivalents are defined as cash on hand, demand deposits and short-term, highly liquid investments readily convertible to known amounts of cash and which are subject to insignificant risk of changes in value. Cash and cash equivalents are initially measured at fair value.

Real Estate for Sale

Real estate for sale consists of land, residential houses and lots for sale and development. These are properties acquired, constructed, being developed, or to be developed with a view to sell in the ordinary course of business.

Real estate for sale is carried at the lower of cost and net realizable value. Cost includes the value of land plus expenditures necessary to complete the housing units (materials and labor cost). Net realizable value is the estimated selling price in the ordinary course of business less cost to complete and sell the units. NRV is determined in a manner provided in Note 5. As of December 31, 2025 and 2024, real estate inventories are carried at cost.

Prepayments and Other Current Assets

Prepayments and other current assets consist of input taxes, prepaid expenses and deposits. They are carried at cost less the amortized portion.

Investment in Subsidiaries

The Parent Company's investment in subsidiaries is accounted for in the Parent Company financial statements at cost, less any impairment loss. If there is objective evidence that the investment in subsidiaries will not be recovered, an impairment loss is provided. Impairment loss is measured as the difference between the carrying amount of the investment and the present value of the estimated cash flows discounted at the current market rate of return for similar financial asset. The amount of the impairment loss is recognized in profit or loss.

Subsidiaries are entities over which the Parent Company has the power to govern the financial reporting policies generally accompanying a shareholding of more than one half of the voting rights. The Parent Company obtains and exercises control through voting rights. The existence and effect of potential voting rights that are currently exercisable and convertible are considered when assessing whether the Parent Company controls another entity.

Property and Equipment

Property and equipment are initially recognized at cost. The initial cost of property and equipment comprises its purchase price and any directly attributable costs of bringing the asset to its working condition and location for its intended use.

Property and equipment are subsequently stated at cost less accumulated depreciation and impairment losses, if any. Expenditures for additions, improvements and renewals are capitalized; expenditures for repairs and maintenance are charged to expense as incurred. When assets are sold, retired or otherwise disposed of, their cost and related accumulated depreciation and impairment losses are removed from the accounts and any resulting gain or loss is reflected in income for the period.

Depreciation of an item of property and equipment begins when it becomes available for use, i.e., when it is in the location and condition necessary for it to be capable of operating in the manner intended by management.

Depreciation is computed using the straight-line method over the stipulated useful lives of the assets as follows:

	Estimated useful life
Condominium units and improvements	15-25 years
Office furniture, fixtures and equipment	3-5 years
Transportation equipment	3-5 years

An asset's carrying amount is written down immediately to its recoverable amount if the asset's carrying amount is greater than its estimated recoverable amount.

The residual values and estimated useful lives of property and equipment are reviewed, and adjusted if appropriate, at each reporting period.

An item of property and equipment is derecognized upon disposal or when no future economic benefits are expected to arise from the continued use of the asset. Any gain or loss arising on derecognition of the asset (calculated as the difference between the net disposal proceeds and the carrying amount of the item) is included in the statement of comprehensive income in the year the item is derecognized.

Investment Properties

Investment properties are properties that are held to earn rentals or for capital appreciation or both and that is not occupied by the Parent Company. Investment properties are initially measured at cost and subsequently carried at cost, less accumulated depreciation and impairment losses if any.

The Parent Company's investment properties include parcels of land and a condominium unit that are held for currently undetermined future use and to earn rentals, respectively.

Investment properties are derecognized when either they have been disposed of, or when the investment property is permanently withdrawn from service and no future economic benefit is expected from its disposal. Any gains or losses on the retirement or disposal of an investment property are recognized in the statement of comprehensive income in the year of retirement or disposal.

Transfers are made to and from investment property when, and only when there is change in use, evidenced by commencement of owner-occupation or commencement of development with a view to sale. The transfer is recorded using the carrying amount of the investment property at the date of change in use.

Impairment of Non-financial Assets

The carrying values of investments in subsidiaries, property and equipment and investment properties are reviewed for impairment when events or changes in circumstances indicate that their carrying values may not be recoverable. If any such indication exists and where the carrying values exceed the estimated recoverable amount, the assets or cash generating units are written down to their recoverable amount. The recoverable amount of investments in subsidiaries, property and equipment and investment properties is the greater of net selling price and value in use. In assessing value in use, the estimated future cash flows are discounted to their present value using a pre-tax discount rate that reflects current market assessments of time value of money and the risks specific to the asset. For an asset that does not generate largely independent cash inflows, the recoverable amount is determined for the cash-generating unit to which the asset belongs. Impairment losses are recognized in the statements of comprehensive income.

If there is any indication at end of the reporting period that an impairment loss recognized for an asset in prior years may no longer exist or may have decreased, the Parent Company estimates the recoverable amount of that asset and the carrying amount of the asset is adjusted to the recoverable amount resulting in the reversal of the impairment loss.

Equity

Share capital is determined at the par value of shares that have been issued.

Additional paid-in capital includes any premiums received on the initial issuance of capital stock. Any transaction costs associated with the issuance of shares are deducted from additional paid-in capital, net of any related income tax benefits.

Fair value gain on FVOCI financial assets pertains to mark-to-market valuation of financial assets at fair value through other comprehensive income.

Deficit includes all current and prior period results of operations as disclosed in the statements of comprehensive income including changes in accounting standard in accordance with PAS 8.

Other comprehensive income comprises items of income and expenses (including items previously presented in the Statement of Changes in Equity) that are not recognized in the statements of income for the year in accordance with PFRS.

Earnings Per Share

Basic earnings per share is computed by dividing profit for the period by the weighted average number of shares issued and outstanding during the year.

Diluted EPS is computed by dividing the profit for the period by the weighted average number of shares issued and outstanding during the year plus the weighted average number of shares that would be issued on the conversion of dilutive potential shares.

Operating Segments

Operating segment is a component of an entity that engages in business activities from which it may earn revenues and incur expenses whose operating results are regularly reviewed by the chief operating decision maker to make decisions about how resources are to be allocated and for which discrete financial information is available. Financial information on operating segments is presented in Note 27.

Related Party Transactions

Parties are considered related if one party has the ability to control the other party or exercise significant influence over the other party in making financial and operating decisions. The related party transactions are recognized based on transfer of resources or obligations between related parties, regardless whether a price is charged.

Revenue Recognition

Revenue from contracts with customers is recognized when control of the goods and services are transferred to the customer at transaction price. Transaction price is the amount that reflects the consideration to which the Parent Company expects to be entitled to in exchange for those goods and

services. The Parent Company has generally concluded that it is the principal in its revenue arrangements because it typically controls the goods and services before transferring them to the customer.

The following specific recognition criteria must be met before revenue is recognized:

- Real estate

The Parent Company derives its real estate revenue from sale of lots, house and lot and condominium units. Revenue from substantially completed real estate projects where collectability of sales price is reasonably assured is accounted for using the full accrual method. Collectability of the sales price is demonstrated by the buyer's commitment to pay, which in turn is supported by substantial initial and continuing investments that give the buyer a stake in the property sufficient that the risk of loss through default motivates the buyer to honor its obligation to the seller.

Revenue from sale of real estate projects under pre-completion stage are recognized over time during the construction period using the Percentage of Completion (POC) method where the Parent Company have material obligation under the sales contract to complete the project after the property is sold. In measuring the progress of its performance obligation over time, the Parent Company uses output method. The Parent Company recognizes revenue on the basis of direct measurements of the value to customers of the goods and services transferred to date, relative to the remaining goods and services promised under the contract. Progress is measured using survey performance completed to date.

Any excess of progress of work over the right to an amount of consideration that is unconditional, is recognized as installment contract receivables.

Any excess of collections over recognized receivables are included in the "Customers' advances and deposits" account.

If any of the criteria under full accrual or POC method is not met, the deposit method is applied until all the conditions for recording the sale are met. Pending recognition of sale, cash received from buyers are presented under "Customers' advances and deposits" account except when the underlying contract is a lease contract with option to purchase.

Penalties are recognized as income when cash is received and forfeitures from cancelled sales and reservation fees are recognized as income when the cancellation of sales and reservation fees of buyers has been determined and established.

- Investment income

Interest income is recognized as the interest accrues (taking into account the effective yield on the asset).

Dividend income is recognized when the shareholders' right to receive the payment is established.

Fair value gain (loss) represents all gain and losses for changes in fair values of financial assets at FVPL.

Realized gain (loss) in sale of shares of stock is recognized upon sale.

- Gains

Gains represent other items that meet the definition of income and may, or may not, arise in the course of ordinary activities of the Parent Company. Gains represent increases in economic benefits and have the same nature as revenue. These are recognized as income when earned.

Costs Recognition

- Cost of real estate sales

Cost of real estate sales is recognized consistent with the revenue recognition method applied. Costs of subdivision lots and housing unit sold before the completion of the development is determined on the basis of the acquisition cost of the land and its full development costs, which

include estimated costs for future development works, as determined by the Parent Company's in-house technical team.

The cost of inventory recognized in profit or loss on disposal is determined with reference to specific costs of the property. These costs are allocated to saleable area, with the portion allocable to the sold area being recognized as costs of sales while the portion allocable to the unsold area being recognized as part of real estate inventories.

- **Administrative expense**

Administrative expenses are recognized in the statement of comprehensive income when decrease in future economic benefit related to a decrease in an asset or increase in a liability has arisen that can be measured reliably.

Administrative expenses are recognized in the statement of comprehensive income:

- (i) On the basis of a direct association between the costs incurred and the earning of specific items of income;
- (ii) On the basis of systematic and rational allocation procedures when economic benefits are expected to arise over several accounting periods and the association can be broadly or indirectly determined; or
- (iii) Immediately when expenditures produce no future economic benefits or when, and to the extent that, future economic benefits do not qualify or cease to qualify, for recognition in the statement of financial position as an asset.

- **Commission expense**

The Parent Company recognizes commission expense when services are rendered by agents. Commission expense is recognized upon receipt of certain level of payment from the buyer comprising a substantial portion of the contract price and the capacity to pay and credit worthiness of buyers have been reasonably established for sales of real estate.

Employee Benefits

Retirement Benefit Obligation

The Parent Company provides retirement benefits to qualified employees in accordance with the minimum requirements of Republic Act No. 7641. The Parent Company has no formal retirement plan and its obligation is limited to the statutory benefit equivalent to one-half (½) month salary for every year of service, as defined under the law.

In accordance with PAS 19, the statutory retirement benefit is treated as an unfunded defined benefit plan. Considering that the Parent Company has fewer than ten (10) employees and that most employees are already at or near retirement age, management determined that measuring the obligation based on the statutory formula using current salaries and total years of service represents a reasonable approximation of the present obligation. Management believes that the impact of applying full actuarial valuation techniques would not result in a material difference to the financial statements.

The retirement benefit liability is recognized in the statement of financial position for the amount computed as of reporting date.

Short-term Employee Benefits

Salaries and wages are recognized in the statements of comprehensive income when the employees' services have been rendered to the Parent Company.

Leases

At inception of a contract, the Parent Company assesses whether a contract is, or contains, a lease. A contract is, or contains a lease if the contract conveys the right to control the use of an identified asset for a period of time in exchange for consideration. To assess whether a contract conveys the right to control the use of an identified asset, the Parent Company uses the definition of a lease in PFRS 16.

As a Lessee

At commencement or on modification of a contract that contains a lease component, the Parent Company allocates the consideration in the contract to each lease component on the basis of its relative stand-alone prices. However, for the leases of property, the Parent Company has elected not to separate non-lease components and account for the lease and non-lease components as a single lease component.

The Parent Company recognizes a right-of-use asset and a lease liability at the lease commencement date. The right-of-use asset is initially measured at cost which comprises the initial amount of the lease liability adjusted for any lease payments made at or before the commencement date, plus any initial direct costs incurred and an estimate of costs to dismantle and remove the underlying asset or to restore the underlying asset of the site on which it is located, less any lease incentives received.

The right-of-use asset is subsequently depreciated using the straight-line method from the commencement date to the end of the lease term unless the lease transfers ownership of the underlying asset to the Parent Company by the end of the lease term or the cost of the right-of-use asset reflects that the Parent Company will exercise a purchase option. In that case, the right-of-use asset will be depreciated over the useful life of the underlying asset which is determined on the same basis as those of property and equipment. In addition, the right-of-use asset is periodically reduced by impairment losses, if any, and adjusted for certain remeasurements of the lease liability.

The lease liability is initially measured at the present value of the lease payments that are not paid at the commencement date, discounted using the interest rate implicit in the lease or if that rate cannot be readily determined, the Parent Company's incremental borrowing rate. Generally, the Parent Company uses its incremental borrowing rate as the discount rate.

Lease payments included in the measurement of the lease liability comprise the following:

- Fixed payments, including in-substance fixed payments;
- Variable lease payments that depend on an index or a rate, initially measured using the index or rate as at the commencement date;
- Amounts expected to be payable under a residual guarantee; and
- The exercise price under a purchase option that the Parent Company is reasonably certain to exercise, lease payments in an optional renewal period if the Parent Company is reasonably certain to exercise an extension option, and penalties for early termination of a lease unless the Parent Company is reasonably certain not to terminate early.

The lease liability is measured at amortized cost using the effective interest method. It is remeasured when there is a change in future lease payments arising from a change in an index or rate, if there is a change in the Parent Company's estimate of the amount expected to be payable under a residual value guarantee, if the Parent Company changes its assessment of whether it will exercise a purchase, extension or termination option or if there is a revised in-substance fixed lease payment.

When the lease liability is remeasured in this way, a corresponding adjustment is made to the carrying amount of the right-of-use asset or is recorded in profit or loss if the carrying amount of the right-of-use asset has been reduced to zero.

The Parent Company uses a number of practical expedients when applying PFRS 16 to leases previously classified as operating leases under PAS 17. In particular, the Parent Company:

- Does not recognize right-of-use assets and liabilities for leases for which the lease term ends within 12 months from the date of initial application;
- Excludes initial direct costs from the measurement of the right-of-use asset at the date of initial application; and
- Uses hindsight when determining the lease term.

Short-term Leases and Leases of Low-value Assets

The Parent Company has elected not to recognize right-of-use assets and lease liabilities for the leases of low-value assets and short-term leases. The Parent Company recognizes the lease payments associated with these leases as an expense on a straight-line basis over the lease term.

As a Lessor

Leases where a significant portion of the risks and rewards of ownership over the asset are retained by the lessor, are classified as operating leases. Rental income on operating leases is recognized in profit or loss on a straight-line basis of accounting over the period of the lease.

Income Taxes

Current income tax assets or liabilities comprise those claims from, or obligations to, fiscal authorities relating to the current or prior reporting period, that are uncollected or unpaid at the end of reporting period. They are calculated according to the tax rates and tax laws applicable to the fiscal periods to which they relate, based on the taxable profit for the year. All changes to current tax assets or liabilities are recognized as a component of tax expense in the statements of comprehensive income.

Deferred tax is provided, using the balance sheet liability method on temporary differences at the end of reporting period between the tax base of assets and liabilities and their carrying amounts for financial reporting purposes.

Under the balance sheet liability method, with certain exceptions, deferred tax liabilities are recognized for all taxable temporary differences and deferred tax assets are recognized for all deductible temporary differences and the carry forward of unused tax losses and unused tax credits to the extent that it is probable that taxable profit will be available against which the deferred tax asset is to be utilized.

Deferred tax assets and liabilities are measured at the tax rates that are expected to apply to the period when the asset is realized or the liability is settled, based on tax rates and tax laws that have been enacted or substantively enacted at the end of reporting period.

The carrying amount of deferred tax assets is reviewed at the end of each reporting period and reduced to the extent that it is probable that sufficient taxable profit will be available to allow all or part of the deferred tax asset to be utilized.

Deferred tax relating to items recognized outside profit or loss is recognized outside profit or loss in the statement of comprehensive income. Deferred tax items are recognized in relation to the underlying transaction either in other comprehensive income or directly in equity.

Deferred tax assets and deferred tax liabilities are offset if a legally enforceable right exists to set off current tax assets against current tax liabilities and the deferred tax relate to the same taxable entity and the same taxation authority.

Functional Currency and Foreign Currency Transactions

- *Functional and Presentation Currency*
Items included in the financial statements are measured using the currency of the primary economic environment in which the entity operates (the "functional currency"). The financial statements are presented in Philippine peso, which is the Parent Company's functional currency.
- *Transaction and Balances*
The accounting records of the Parent Company are maintained in Philippine peso. Foreign currency transactions during the year are translated into the functional currency at exchange rates which approximate those prevailing on transaction dates.

Foreign exchange gains and losses resulting from the settlement of such transactions and from the translation at year-end exchange rates of monetary assets and liabilities denominated in foreign currencies are recognized in the statement of comprehensive income.

Provisions

Provisions are recognized when present obligations will probably lead to an outflow of economic resources and they can be estimated reliably even if the timing or amount of the outflow may still be uncertain. A present obligation arises from the presence of a legal or constructive commitment that has resulted from past events, for example, legal disputes or onerous contracts.

Provisions are measured at the estimated expenditure required to settle the present obligation, based on the most reliable evidence available at the end of reporting period, including the risks and uncertainties associated with the present obligation. Any reimbursement expected to be received in the course of settlement of the present obligation is recognized, if virtually certain as a separate asset, not exceeding the amount of the related provision. Where there are a number of similar obligations, the likelihood that an outflow will be required in settlement is determined by considering the class of obligations as a whole. In addition, long-term provisions are discounted to their present values, where time value of money is material.

Provisions are reviewed at the end of each reporting period and adjusted to reflect the current best estimate.

In those cases where the possible outflow of economic resources as a result of present obligations is considered improbable or remote, or the amount to be provided for cannot be measured reliably, no liability is recognized in the financial statements.

Contingencies

Contingent liabilities are not recognized in the financial statements. They are disclosed unless the possibility of outflow of resources embodying economic benefits is remote. Contingent assets are not recognized in the financial statements but disclosed when an inflow of economic benefits is probable.

Events after the End of Reporting Period

The Parent Company identifies subsequent events as events that occurred after the reporting period but before the date when the financial statements were authorized for issue. Any subsequent events that provide additional information about the Parent Company's financial position at the balance sheet date are reflected in the financial statements.

Events that are not adjusting events are disclosed in the notes to the financial statements when material.

5. SIGNIFICANT ACCOUNTING JUDGMENTS AND ESTIMATES

The preparation of the financial statements in conformity with PFRS requires management to make judgments and estimates that affect the amounts reported in the financial statements. The judgments and estimates used in the financial statements are based upon management's evaluation of relevant facts and circumstances as of the date of the financial statements. Actual results could differ from such estimates. Future events may occur which will cause the judgments and estimates used in arriving at the estimates to change. The effects of any change in judgments and estimates are reflected in the financial statements as they become reasonably determinable.

Judgments

In the process of applying the accounting policies of the Parent Company and its subsidiaries, management has made the following judgments, apart from those involving estimations, which have the most significant effect on amounts recognized in the financial statements:

- *Determination of control* - The Parent Company controls an entity if and only if the Parent Company has (i) Power over the entity, (ii) Exposure or rights to variable returns from its involvement with the entity, and (iii) The ability to use its power over the entity to affect the amount of Parent Company's returns.

The Parent Company regularly reassesses whether it controls an investee when facts and circumstances indicate that there are changes to one or more elements of controls above.

As of December 31, 2025 and 2024, the Parent Company determined that it exercise control over its subsidiaries.

- *Recognition of deferred tax assets* – the Parent Company reviews the carrying amounts at the end of each reporting period and adjust the balance of deferred tax assets to the extent that it is no longer probable that sufficient taxable profit will be available to allow all or part of the deferred tax

assets to be utilized. As of December 31, 2025 and 2024, the Parent Company did not recognize deferred tax asset amounting to P26.58 million and P29.55 million, respectively, since it does not expect to have sufficient profit against which the deferred tax asset can be utilized. (see Note 26)

- *Classification of financial instruments* – the Parent Company classifies financial assets in their entirety based on the contractual cash flows characteristics of the financial assets and the Parent Company’s business model for managing the financial assets. The Parent Company classifies its financial assets into the following measurement categories:
 - a. Financial assets measured at amortized cost;
 - b. Financial assets measured at fair value through profit or loss;
 - c. Financial assets measured at fair value through other comprehensive income, where cumulative gains or losses previously recognized are reclassified to profit or loss; and
 - d. Financial assets measured at fair value through other comprehensive income, where cumulative gains or losses previously recognized are not reclassified to profit or loss.

The Parent Company determines the classification at initial recognition and re-evaluates this classification at every reporting date.

- *Classification of property* – The Parent Company determines whether a property is classified as investment property or inventory as follows:
 - a. Investment property comprises of land and a condominium unit which are not occupied substantially for use by, or in the operations of the Parent Company, nor for sale in the ordinary course of business, but are held primarily to earn rental income and capital appreciation.
 - b. Inventory comprises property that is held for sale in the ordinary course of business. Principally, this is residential property that the Parent Company develops and intends to sell before or upon completion of construction.
- *Revenue recognition* – Part of the assessment process of the Parent Company before revenue recognition is to assess the probability that the Parent Company will collect the consideration to which it will be entitled in exchange for the real estate property that will be transferred to the customer. In evaluating whether collectability of an amount of consideration is probable, the Parent Company considers the significance of the customer’s initial payments in relation to the total contract price. Collectability is also assessed by considering factors such as past history of customer, age and pricing of the property. Management regularly evaluates the historical cancellations and back-outs if it would still support its current threshold of customers’ equity before commencing revenue recognition.
- *Litigations* – The Parent Company is currently involved in some legal proceedings. While estimates have been developed on possible outcome of these cases, management believes that the ultimate outcome will not have a material effect on the financial statements. However, a change in underlying estimates could affect financial statements in the future.

As of December 31, 2025 and 2024, there were no provisions for litigation in the accompanying financial statements.

- *Recognition of retirement benefit obligation* - The Parent Company provides retirement benefits in accordance with Republic Act No. 7641. Under PAS 19, this constitutes an unfunded defined benefit plan.

Management exercised judgment in determining that, considering the Company has fewer than ten (10) employees and that most employees are already at or near retirement age, measurement of the obligation using the statutory formula based on current salaries and total years of service represents a reasonable approximation of the present value of the defined benefit obligation. Management believes that the application of full actuarial valuation techniques would not result in a materially different amount.

As of December 31, 2025 and 2024, the Parent Company recognized retirement benefit obligation amounting to P13,359,352 and P13,203,896, respectively. (see Note 23)

Accounting Estimates

The key assumptions concerning the future and other key sources of estimation at the end of reporting period, that have significant risk of causing a material adjustment to the carrying amounts of assets and liabilities within the next financial year are discussed below:

- *Determination of fair value of assets and liabilities* - The Parent Company measures fair value of assets and liabilities using the following fair value hierarchy that reflects the significance of the inputs used in making the measurements.

Level 1

Included in the Level 1 category are assets and liabilities that are measured in whole or in part by reference to published quotes in an active market. Assets and liabilities are regarded as quoted in an active market if quoted prices are readily and regularly available from an exchange, dealer, broker, industry Parent Company, pricing service or regulatory agency and those prices represent actual and regularly occurring market transactions on an arm's length basis.

Level 2

Inputs other than quoted prices included within level 1 that are observable for the asset or liability, either directly (that is, as prices) or indirectly (that is, derived from prices).

Level 3

Inputs for the asset or liability that are not based on observable market data (that is, unobservable inputs).

Fair value measurement is discussed in Note 6.

- *Impairment of non-financial assets* – the Parent Company assesses whether there are indications of impairment on its long-lived assets, at least on an annual basis. This requires an estimation of the value-in-use of the cash generating units to which the assets belong. Estimating the value-in-use requires the Parent Company to make an estimate of the expected future cash flows from the cash generating unit and also to choose a suitable discount rate in order to calculate the present value of those cash flows.
- *Provisions* – the Parent Company provides for present obligations (legal or constructive) where it is probable that there will be an outflow of resources embodying economic benefits that will be required to settle said obligations. An estimate of the provisions is based on known information at end of the reporting period, net of any estimated amount that may be reimbursed to the Parent Company and its subsidiaries. The amount of provision is being re-assessed at least on an annual basis to consider new relevant information.
- *Estimating useful lives and residual values of property and equipment* – the Parent Company estimates the useful lives and residual values of property and equipment based on the internal technical evaluation and experience. Estimated lives of property and equipment are reviewed periodically and updated if expectations differ from previous estimates due to physical wear and tear, technical and commercial obsolescence and other limits on the use of the assets.

Depreciation is computed on the straight-line basis over the estimated useful lives of the assets as follows:

	Estimated useful life
Condominium units and improvements	15-25 years
Office furniture, fixtures and equipment	3-5 years
Transportation equipment	3-5 years

- *Estimating NRV of real estate inventories* – The carrying value of real estate inventories is carried at lower of cost and NRV. The estimates used in determining NRV is dependent on the recoverability of its cost with reference to existing market prices, location or the recent market transactions. The amount and timing of recorded cost for any period would differ if different estimates were used.
- *Estimation of allowance for impairment loss on receivables* – The Parent Company reviews its receivables at each reporting date to assess whether an allowance for impairment should be recorded in the statements of comprehensive income. The measurement of credit losses under PFRS 9 requires significant judgment, in particular, the estimation of the amount and timing of future cash flows and collateral values when determining impairment losses and the assessment of a significant increase in credit risk. These estimates are driven by a number of factors, changes in which can result in different levels of allowance.

6. FAIR VALUE MEASUREMENT

The fair value for assets and liabilities traded in active market at the reporting date is based on their quoted market price. For all other assets and liabilities not listed in an active market, the fair value is determined by using appropriate techniques or comparison to similar instruments for which market observable prices exists.

Where the transaction price in a non-active market is different from the fair value of other observable current market transactions in the same instruments or based on a valuation technique, the Parent Company recognizes the difference between the transaction price and fair value in the statement of comprehensive income unless it qualifies for recognition as some other type of asset.

Assets and liabilities measured at fair value and those which are not measured at fair value but fair value is required to be disclosed are categorized in a manner discussed in Note 5.

The following table presents the summary of the Parent Company's assets and liabilities measured or disclosed at fair value on a recurring or non-recurring basis recognized in the Statements of Financial Position as of December 31, 2025 and 2024:

2025	Level 1	Level 2	Level 3
Assets			
Loans and receivables			
Cash and cash equivalents*	P -	P 281,805,558	P -
Receivables**	-	21,104,508	-
Non-current installment contracts receivable	-	3,982,512	-
Financial assets at FVPL	66,840,871	-	-
Financial assets at FVOCI			
Unquoted equity investments	-	27,842,090	-
Quoted equity investments	14,800,000	-	-
Other non-current assets	-	15,096,516	-
Investment properties	-	528,412,500	56,000,000
	P 81,640,871	P 878,243,684	P 56,000,000
Liabilities			
Accounts payable and accrued expenses	P -	P 9,904,678	P -
Due to subsidiary	-	221,084,873	-
	P -	P 230,989,551	P -

* Amount is exclusive of cash on hand amounting to P30,000.

** Amount is inclusive of current installment contracts receivable amounting to P3,985,842.

2024	Level 1		Level 2		Level 3	
Assets						
Loans and receivables						
Cash and cash equivalents*	P	-	P	289,206,776	P	-
Receivables**		-		19,650,145		-
Non-current installment contracts receivable						
		-		7,246,371		-
Financial assets at FVPL		49,378,735		-		-
Financial assets at FVOCI						
Unquoted equity investments		-		28,142,090		-
Quoted equity investments		14,800,000		-		-
Other non-current assets		-		15,096,516		-
Investment properties		-		528,412,500		56,000,000
	P	64,178,735	P	887,754,398	P	56,000,000
Liabilities						
Accounts payable and accrued expenses						
	P	-	P	10,946,948	P	-
Due to subsidiary						
		-		221,084,873		-
	P	-	P	232,031,821	P	-

* Amount is exclusive of cash on hand amounting to P30,000.

** Amount is inclusive of current installment contracts receivable amounting to P1,943,862.

Fair values were determined as follows:

- Due to short-term nature of transactions of Cash and cash equivalents, receivables, accounts payable and accrued expenses and due to subsidiary, the fair values approximate the carrying amounts.
- Fair values of non-current installment contracts receivable were determined by discounting future cash flows at market prevailing interest rates.
- Fair values of FVPL financial assets were determined through the Philippine Stock Exchange.
- Fair values of quoted equity investments were determined using the quoted market prices at the end of reporting period.
- The fair values of unquoted equity investments were determined using net asset approach.
- Fair values of Investment properties under level 2 were determined by reference to the proposal to buy/sell the properties and adjacent properties thereto. Fair value of level 3 investment properties was determined using Sales comparison approach.

7. RISK MANAGEMENT OBJECTIVES AND POLICIES

Risk management framework

The Parent Company's audit committee is responsible for the over-all effectiveness of risk management system. Furthermore, it is also the committee's purpose to lead the general evaluation and to provide assistance in the continuous improvement of the Parent Company's risk management, control and governance processes. These functions also require that:

- Financial reports comply with established internal policies and procedures, pertinent accounting and auditing standards, and other regulatory requirements;
- Risks are properly identified, evaluated and managed, specifically in the areas of managing credit, market, liquidity, operational, legal and other risks;
- The BOD is properly assisted in the development of policies that would enhance the risk management.

Market Risk

Market risk is the risk of change in fair value of financial instruments from fluctuation in foreign exchange rates (currency risk), market interest rates (interest rate risk) and market prices (price risk),

whether such change in price is caused by factors specific to the individual instrument or its issuer or factors affecting all instruments traded in the market.

i. *Foreign Currency Risk*

The risk that the Parent Company will face with respect to the unstable changes in foreign exchange particularly in US dollar. To minimize this risk, the Parent Company maintains a considerable amount of cash and cash equivalents so as not to be affected by the fluctuation of Philippine peso vis-à-vis US dollar.

The Parent Company's exposure to foreign currency risk pertains to its Dollar denominated cash and cash equivalents.

The following table demonstrates the sensitivity to a reasonable change in the US\$ exchange rate, with all other variables held constant, of the Parent Company's income before tax and equity:

Increase/Decrease in Peso to US Dollar Rate	Effect on income before taxes				Effect on equity			
		2025	2024		2025	2024		
+P5.00	P	49,159	P	48,911	P	36,869	P	36,683
-P5.00		(49,159)		(48,911)		(36,869)		(36,683)

ii. *Interest rate risk*

As of December 31, 2025 and 2024, financial instruments subject to variable interest rate risk are as follows:

2025	Interest rate	Due in	
		1 year	2-5 years
Financial assets that are:			
Cash and cash equivalents	0.0625%-5.625%	P 281,805,558	P -

2024	Interest rate	Due in	
		1 year	2-5 years
Financial assets that are:			
Cash and cash equivalents	0.06%-6.25%	P 289,206,776	P -

The table below demonstrates the sensitivity to a reasonably possible change in interest rates, with all other variables held constant, of the Parent Company's profit before tax:

	Increase/decrease in interest rates		Effect on profit before tax
Cash and cash equivalents	2025	+100 bps	P 2,855,062
	2025	-100 bps	(2,855,062)
	2024	+100 bps	2,892,068
	2024	-100 bps	(2,892,068)

iii. *Price risk*

The Parent Company's price risk exposure at year end relates to financial assets whose rates will fluctuate as a result of changes in market prices, principally, financial assets at fair value through profit or loss and financial assets at fair value through other comprehensive income.

Management monitors movements of equity price on a regular basis by assessing the expected changes in the different portfolios due to parallel movements of a 5% increase or decrease in market values.

The equity securities are classified as financial assets at fair value through profit or loss and financial assets at fair value through other comprehensive income. Any increase and a decrease in the market values of stocks would impact the statement of comprehensive income and equity as follows:

% of change in market values	Impact on income		Impact on equity	
	2025	2024	2025	2024
+5%	P 3,342,044	P 2,468,937	P 3,620,341	P 2,752,473
-5%	(3,342,044)	(2,468,937)	(3,620,341)	(2,752,473)

Credit Risk

Credit risk is the risk that we will incur a loss arising from our customers, clients or counterparties that fail to discharge their contracted obligations. Generally, the maximum credit risk exposure of financial assets is the carrying amount of the financial assets as shown on the face of the statement of financial position (or in the detailed analysis provided in the notes to the financial statements). The Parent Company manages and controls credit risk by setting limits on the amount of risk that it is willing to accept for individual counterparties and by monitoring exposures in relation to such limits. As a matter of policy, all customers, clients or counterparties are subject to credit verification procedures. In addition, receivable balances are monitored on an ongoing basis to reduce exposure to bad debts.

Maximum exposure to credit risk of financial assets not subject to impairment

The carrying amount of financial assets not subject to impairment also represents the maximum exposure to credit risk. As at December 31, 2025 and 2024, details of these financial assets are as follows:

	2025	2024
Financial assets at fair value through profit or loss	P 66,840,871	P 49,378,735
Financial assets at FVOCI	42,642,090	42,942,090
	P 109,482,961	P 92,320,825

Maximum exposure to credit risk of financial assets subject to impairment

The maximum exposure to credit risk of these financial assets subject to impairment equals their carrying amount. The table below shows the credit quality by class of financial assets as at December 31, 2025 and 2024:

2025	Neither past due nor impaired			Gross carrying amount	Allowance	Carrying amount
	High grade	Standard grade	Default			
Cash and cash equivalents	P 281,805,558	P -	P -	P 281,805,558	P -	P 281,805,558
Receivables	8,973,071	17,118,666	6,910,364	33,002,101	6,910,364	26,091,737
Other non-current assets						
Advances	-	-	16,512,244	16,512,244	12,146,978	4,365,266
Cash bond	-	10,731,250	-	10,731,250	-	10,731,250
	P 290,778,629	P 27,849,916	P 23,422,608	P 342,051,153	P 19,057,342	P 322,993,811

2024	Neither past due nor impaired			Gross carrying amount	Allowance	Carrying amount
	High grade	Standard grade	Default			
Cash and cash equivalents	P 289,206,776	P -	P -	P 289,206,776	P -	P 289,206,776
Receivables	11,018,364	17,706,283	6,888,904	35,613,551	6,888,904	28,724,647
Other non-current assets						
Advances	-	-	16,512,244	16,512,244	12,146,978	4,365,266
Cash bond	-	10,731,250	-	10,731,250	-	10,731,250
	P 300,225,140	P 28,437,533	P 23,401,148	P 352,063,821	P 19,035,882	P 333,027,939

High grade cash and cash equivalents are short-term placements and working cash fund placed, invested, or deposited in banks belonging to the top banks in the Philippines in terms of resources and profitability.

High grade accounts, other than cash and cash equivalents, are accounts considered to be of high value. The counterparties have a very remote likelihood of default and have consistently exhibited good paying habits.

Standard grade accounts are active accounts with propensity of deteriorating to mid-range age buckets. These accounts are typically not impaired as the counterparties generally respond to credit actions and update their payments accordingly.

Liquidity Risk

Liquidity or funding risk is the risk that an entity will encounter difficulty in raising funds to meet commitments associated with financial instruments. Liquidity risk may result from either the inability to sell financial assets quickly at their fair values; or counterparty failing on repayment of a contractual obligation; or inability to generate cash inflows as anticipated.

Liquidity risk is a risk due to uncertain liquidity. An institution may suffer liquidity problem when its credit rating falls. The Parent Company is also exposed to liquidity risk if markets on which it depends on are subject to loss of liquidity.

The tables below summarize the maturity profile of the Parent Company's financial liabilities as of December 31, 2025 and 2024, based on undiscounted contractual payments:

2025	On demand	Not later than one month	Later than 1 month & not Later than 3 months	Later than 3 months & not later than 1 year	Total
Accounts payable and accrued expenses	P -	P 618,098	P 320,090	P 8,966,490	P 9,904,678
Due to subsidiary	221,084,873	-	-	-	221,084,873
	P 221,084,873	P 618,098	P 320,090	P 8,966,490	P 230,989,551

2024	On demand	Not later than one month	Later than 1 month & not Later than 3 months	Later than 3 months & not later than 1 year	Total
Accounts payable and accrued expenses	P -	P 683,140	P 353,773	P 9,910,035	P 10,946,948
Due to subsidiary	221,084,873	-	-	-	221,084,873
	P 221,084,873	P 683,140	P 353,773	P 9,910,035	P 232,031,821

8. CASH AND CASH EQUIVALENTS

Cash and cash equivalents as of December 31, 2025 and 2024 are as follows:

	2025		2024	
Cash on hand and in banks	P	5,046,956	P	20,326,908
Short-term placements		276,788,602		268,909,868
	P	281,835,558	P	289,236,776

Cash accounts with banks generally earn interest at rates based on prevailing bank deposit rates. Short-term placements can be pre-terminated at any time and have average interest rates ranging from 0.0625%-5.625% and 0.06%-6.25% per annum in 2025 and 2024, respectively.

9. FINANCIAL ASSETS AT FAIR VALUE THROUGH PROFIT OR LOSS

The Parent Company's financial assets at fair value through profit or loss consist of shares of stock of publicly listed companies which are classified as held for trading.

All amounts presented have been determined directly by reference to published price quoted in the stock market.

The reconciliation of this account is shown below:

	2025		2024	
Balance, January 1	P	49,378,735	P	45,874,820
Acquisitions during the year		15,676,390		-
Disposals during the year		(11,129,705)		(2,061,942)
Changes in market value (Note 20)		12,915,451		5,565,857
	P	66,840,871	P	49,378,735

The Parent Company recognized fair value gain of P12,915,451 and P5,565,857 in 2025 and 2024, respectively. The Parent Company also disposed certain shares of stock which resulted to a net gain of P531,296 and P949,558 in 2025 and 2024, respectively. (see Note 20)

Dividend income earned on these investments amounted to P2,663,753 and P2,793,235 in 2025 and 2024, respectively. (see Note 20)

10. RECEIVABLES

As of December 31, 2025 and 2024, this account consists of the following:

	2025	2024
Installment contract receivable	P 8,973,071	P 11,018,364
Due from HDMF	14,117,954	14,117,954
Advances to subsidiaries (Note 24)	6,910,364	6,888,904
Accrued interest on short-term placements	1,739,637	1,804,122
Advances to officers and employees	774,911	1,164,460
Advances to agent	57,500	48,500
Other receivables	428,664	571,247
	33,002,101	35,613,551
Less: Allowance for credit losses	6,910,364	6,888,904
	26,091,737	28,724,647
Less: Non-current portion	4,987,229	9,074,502
	P 21,104,508	P 19,650,145

Installment contracts receivable on sale of house and lots which pertains to Sta. Rosa project are collectible in monthly installments for periods ranging from 3 to 7 years and bear an interest rate of 21% per annum computed on the diminishing balance. Portion of which are covered by postdated checks.

Non-current portion represents installment contract receivable that are due beyond 1 year.

For the years ended December 31, 2025 and 2024, interest income on these installment accounts amounted to P1,117,847 and P2,537,681, respectively. (see Note 20)

Due from HDMF represents portion of take-out proceeds on sale of real estate properties that were withheld in accordance with financing agreement with Home Development Mutual Fund.

Advances to subsidiaries represent cash advances made by the Parent Company to cover the subsidiaries' working capital requirement. The advances are not subject to interest and have no fixed repayment terms.

Due to short-term nature of transactions of current receivables, the fair values approximate the carrying amounts.

Movement of allowance for credit losses is as follows:

	2025	2024
Balance, January 1	P 6,888,904	P 6,870,080
Provision during the year	21,460	18,824
Balance, December 31	P 6,910,364	P 6,888,904

11. REAL ESTATE FOR SALE

This account consists of:

	2025	2024
Real estate for sale - at cost		
Land	P 60,870,171	P 61,077,147
Housing units and developments	4,530,785	6,749,467
Condominium units	2,842,921	2,842,921
	P 68,243,877	P 70,669,535

The movements in real estate for sale is set out below:

	2025	2024
Real estate for sale, beginning	P 70,669,535	P 72,621,453
Construction and development costs incurred	109,416	213,974
Transferred to cost of sales (Note 21)	(2,535,074)	(2,165,892)
Real estate for sale, ending	P 68,243,877	P 70,669,535

Real estate for sale, which is carried at cost, principally pertains to cost of raw land, property developments and other expenses related to construction and development of subdivision and condominium units. Construction and development costs include the cost of materials, labor and other related costs.

12. PREPAYMENTS AND OTHER CURRENT ASSETS

As of December 31, 2025 and 2024, this account is composed of the following:

	2025	2024
Prepaid taxes	P 4,796,485	P 4,528,352
Others	263,005	263,005
	P 5,059,490	P 4,791,357

Prepaid taxes consist of creditable withholding taxes at source and advance payments of real property taxes.

Others include prepaid membership dues and insurances.

13. FINANCIAL ASSETS AT FAIR VAUE THROUGH OTHER COMPREHENSIVE INCOME (FVOCI)

Details of this account in 2025 and 2024 are as follows:

	2025		2024	
Cost:				
Unquoted equity investments	P	77,805,000	P	77,805,000
Quoted equity investments		1,070,000		1,070,000
		78,875,000		78,875,000
Allowance for market adjustment		(36,232,910)		(35,932,910)
	P	42,642,090	P	42,942,090

The movements of this account during the year are as follows:

	2025		2024	
Balance at beginning of year	P	42,942,090	P	37,992,090
Changes in fair value		(300,000)		4,950,000
Balance at end of year	P	42,642,090	P	42,942,090

Unquoted equity investments comprise of equity interest in Macawiwili Gold Mining and Development Co., Inc and Simple Agreement for Future Equity (SAFE) investment in Crown Technologies Holding Pte. Ltd., a private limited company incorporated in Singapore.

SAFE is an instrument allowing the Parent Company a future right to subscribe to shares of stock of the issuer for an undetermined price. The conversion of the instrument to shares of stock will occur after the 12-month period from the date of purchase at prevailing market valuation. In the event that the SAFE agreement is terminated prior to conversion date, the Company is entitled for full refund plus interest of 8%. As of December 31, 2025 and 2024, the instrument is classified as financial instrument at FVOCI.

Quoted equity investments consist of golf club shares in Manila Southwoods and Tagaytay Midlands.

The fair values were determined in a manner discussed in Note 6.

14. INVESTMENT IN SUBSIDIARIES

In the Parent Company financial statements, this account represents investment in Omico Kapital amounting to P200,000,000 and Omico Mining Inc. (*formerly Omico-Ivanhoe Mining Inc.*) amounting to P2,500,000, recorded at cost as required under PFRS 10, *Consolidated Financial Statements*.

15. PROPERTY AND EQUIPMENT - NET

The movement of property and equipment as of December 31, 2025 is as follows:

	Condominium		Office Furniture	Office	Transportation	Total				
	Units and	Improvements	and Fixtures	Equipment	Equipment					
Costs										
At January 1, 2025	P	11,727,770	P	853,231	P	4,207,762	P	23,247,325	P	40,036,088
Additions		-		-		114,712		-		114,712
Disposal		-		-		-		(2,902,232)		(2,902,232)
At December 31, 2025		11,727,770		853,231		4,322,474		20,345,093		37,248,568
Accumulated depreciation										
At January 1, 2025		11,727,769		853,230		3,206,340		15,305,967		31,093,306
Provisions		-		-		353,431		2,106,427		2,459,858
Disposal		-		-		-		(2,902,232)		(2,902,232)
At December 31, 2025		11,727,769		853,230		3,559,771		14,510,162		30,650,932
Net Carrying Value										
At December 31, 2025	P	1	P	1	P	762,703	P	5,834,931	P	6,597,636

The movement of property and equipment as of December 31, 2024 is as follows:

	Condominium		Office Furniture	Office	Transportation	Total				
	Units and	Improvements	and Fixtures	Equipment	Equipment					
Costs										
At January 1, 2024	P	11,727,770	P	853,231	P	3,937,887	P	16,481,254	P	33,000,142
Additions		-		-		269,875		6,766,071		7,035,946
At December 31, 2024		11,727,770		853,231		4,207,762		23,247,325		40,036,088
Accumulated depreciation										
At January 1, 2024		11,612,410		853,230		2,883,462		13,359,091		28,708,193
Provisions		115,359		-		322,878		1,946,876		2,385,113
At December 31, 2024		11,727,769		853,230		3,206,340		15,305,967		31,093,306
Net Carrying Value										
At December 31, 2024	P	1	P	1	P	1,001,422	P	7,941,358	P	8,942,782

The Parent Company has fully depreciated assets which are still being used amounting to P19,588,297 and P20,899,112 as at December 31, 2025 and 2024, respectively.

Disposal in 2025 pertains to the donation of two fully depreciated transportation equipment.

16. INVESTMENT PROPERTIES

Investment properties comprise properties that are held for a currently undetermined future use, for capital appreciation or to earn rentals. As at December 31, 2025 and 2024, this account consists of parcels of land and a condominium unit in the following locations:

		2025		2024
Sablan, Benguet	P	56,494,235	P	56,494,235
Mayapyap, Cabanatuan City		19,200,222		19,200,222
Urdaneta City, Pangasinan		18,361,680		18,361,680
Tagaytay City, Cavite		12,116,785		12,116,785
Condominium unit, Pasig City - net		1,294,708		1,391,208
	P	107,467,630	P	107,564,130

- The Sablan, Benguet properties consists of Haddad property, Bueno property and Belmont property with an area of 6.68 hectares, 6.62 hectares and 23.62 hectares, respectively.

The aggregate fair value of the Sablan, Benguet properties is estimated to be P56 million in 2025 and 2024, determined under level 3 in the fair value hierarchy. The value was determined in consultation with real estate brokers operating within the Baguio district which management believes to be a representative of its fair value.

- The Mayapyap property, which is situated in Brgy. Mayapyap Sur, Cabanatuan City, Nueva Ecija and located along the Maharlika National Highway, has an area of 4.13 hectares and has a fair value of P144 million in 2025 and 2024. Fair value was determined by reference to the proposals to sell adjacent properties received from a certain seller which is categorized as level 2 in the fair value hierarchy.
- The property held in Urdaneta City, Pangasinan consists of parcels of land with a total area of 13.47 hectares as of December 31, 2025.

Management determines that based on recent transactions and offers to buy/sell adjacent properties, the fair value of the property which is categorized as level 2 in the fair value hierarchy amounted to P286 million in 2025 and 2024.

- The Tagaytay property, which is situated in Kaybagal South, Tagaytay City, Cavite has an area of 2,738 square meters. Management determines that based on recent transactions and offers to buy/sell adjacent properties, the fair value of the property which is categorized as level 2 in the fair value hierarchy amounted to P96 million in 2025 and 2024.
- The condominium unit owned by the Company located at Maybunga, Pasig City with a floor area of 30.10 square meters is held for rental. Management determines that based on recent transactions and offers to buy/sell adjacent properties, the fair value of the property which is categorized as level 2 in the fair value hierarchy amounted to P2,412,500 million in 2025 and 2024. Rent income earned amounted to P130,725 and P134,500 during 2025 and 2024, respectively. (see Note 20)

The carrying value of condominium unit is as follows:

		2025		2024
Cost	P	2,412,500	P	2,412,500
Accumulated depreciation				
At January 1		1,021,292		924,792
Provision		96,500		96,500
At December 31		1,117,792		1,021,292
	P	1,294,708	P	1,391,208

- The description of valuation techniques and inputs used in determining the fair value of investment properties classified as Level 3 in the fair value hierarchy is as follows:

Valuation techniques	Significant unobservable inputs	Range
Sales comparison approach	Asking price (per square meter) Size Location Neighborhood Transport/Road network	P200 - P450

Sales comparison approach is a comparative approach to value that considers the sales of similar or substitute properties and related market data and establishes a value estimate by processes involving comparison. Except for asking price, the quantitative information on significant unobservable inputs cannot be determined by management alone.

During 2025 and 2024, there were no transfers between levels of fair value hierarchy. No property has been pledged as collateral or security for any of the Parent Company's liabilities and there have been no restrictions on the realizability of these investment properties. There are no contractual obligations to purchase, construct or develop these properties or for repairs, maintenance, or enhancements.

Except from the condominium unit, there was no rental income generated from these investment properties. Operating expenses included in the statements of comprehensive income related to the investment properties amounted to P0.28 million in 2025 and 2024.

17. OTHER NON-CURRENT ASSETS

As of December 31, 2025 and 2024, other non-current assets account consists of the following:

Advances	P 16,512,244
Cash bond	10,731,250
Mining equipment	302,935
	P 27,546,429
Less: Allowance for impairment losses	12,449,913
	P 15,096,516

The details of Advances as of December 31, 2025 and 2024, which represent funds given by the Parent Company as its contribution to various housing projects, are as follows:

Beneco Housing	P 11,528,881
Sto. Domingo Housing	4,983,363
	P 16,512,244

Cash bond represents bond required by the Department of Agrarian Reform (DAR) in connection with the Parent Company's Land Use Conversion (LUC) application of a property in Urdaneta, Pangasinan. The cash bond is refundable upon issuance of the order of conversion or convertible into performance bond at the Parent Company's option.

Breakdown of allowance for impairment losses as at December 31, 2025 and 2024 is as follows:

Advances:	
Beneco Housing	P 11,528,881
Sto. Domingo Housing	618,097
Mining and other equipment	302,935
	P 12,449,913

18. ACCOUNTS PAYABLE AND ACCRUED EXPENSES

This account consists of:

	2025	2024
Customers' advances and deposits	P 7,509,747	P 7,779,537
Accounts payable	2,239,265	3,034,881
Accrued taxes and other liabilities	155,666	132,530
	P 9,904,678	P 10,946,948

Customers' advances pertain to funding from buyers of real estate for future application against transfer and registration fees and other taxes to be incurred upon transfer of properties to the buyer.

Customers' deposits represent collections from the buyers which have not reached the minimum required percentage of the contract price. These deposits will be recognized as revenue in the statement of comprehensive income when the required percentage of the contract price is collected.

Accounts payable comprise of amounts due to contractors and suppliers of goods and services.

Accrued taxes and other liabilities consist of government contributions and related loans, value-added tax payable, and withholding taxes payable.

19. EQUITY

Share capital

The Parent Company's capital structure as of December 31, 2025 and 2024 is as follows:

Authorized - P1 par value	P 2,000,000,000
Issued and outstanding - 1,050,461,673 shares	1,050,461,673

Capital management

The Parent Company manages its capital requirements by assessing shortfalls between reported and required capital levels on a regular basis. Adjustments to current capital levels are made in light of changes in economic conditions and risk characteristics of the Parent Company's activities. In order to maintain or adjust the capital structure, the Parent Company may require infusion of additional capital.

20. REVENUES

(a) Real estate sales - net

Real estate sales comprise the sale of lots, house and lot and condominium units in Sta. Rosa, Nueva Ecija and Tagaytay City, Cavite. The Sta. Rosa project is registered with the Housing and Land Use Regulatory Board as seller of low-cost housing units. Low-cost housing units refer to housing units which are within the affordability level of the average and low-income earners.

Real estate sales of low-cost housing units and condominium units, net of discounts, amounted to P4,511,538 and P5,784,300 in 2025 and 2024, respectively.

(b) Investment and other income consists of:

	2025	2024
Interest income on:		
Cash and cash equivalents	P 16,326,511	P 16,198,510
Installment contract receivable (Note 10)	1,117,847	2,537,681
Fair value gain on FVPL financial assets (Note 9)	12,915,451	5,565,857
Dividend income (Note 9)	2,663,753	2,793,235
Gain on sale of FVPL financial assets (Note 9)	531,296	949,558
Rental income (Note 16)	130,725	134,500
Unrealized foreign exchange gain	7,704	25,384
Other income	61,690	39,015
	P 33,754,977	P 28,243,740

21. COST OF REAL ESTATE SALES

For the years ended December 31, 2025 and 2024, details of this account are as follows:

	2025	2024
Real estate inventory, beginning	P 70,669,535	P 72,621,453
Add: Development costs incurred	109,416	213,974
Real estate available for sale	70,778,951	72,835,427
Less: Real estate inventory, ending	68,243,877	70,669,535
Cost of real estate sales	P 2,535,074	P 2,165,892

Cost of real estate sales includes the allocated acquisition cost of subdivision land, development costs and other costs attributable to bringing the real estate for sale to its intended condition.

22. ADMINISTRATIVE EXPENSES

This account consists of:

		2025		2024
Compensation and other employees' benefits (Note 23)	P	7,743,069	P	8,393,471
Transportation and travel		7,605,910		6,061,719
Professional fees		3,173,566		3,027,249
Depreciation (Note 15 and 16)		2,556,358		2,481,613
Representation and entertainment		1,999,204		1,619,983
Taxes, licenses and filing fees		1,652,197		1,619,674
Meetings and conferences		956,486		815,540
Communication, light and water		443,986		397,685
Association and membership dues		395,686		1,646,288
Insurance		335,582		400,149
Repairs and maintenance		267,308		332,113
Directors' fee		252,000		252,000
Office supplies		155,664		178,498
Provision for credit losses (Note 10)		21,460		18,824
Input vat expense		-		811,929
Miscellaneous		620,809		1,021,145
	P	28,179,285	P	29,077,880

23. COMPENSATION AND OTHER EMPLOYEES' BENEFITS

The breakdown of the compensation and other benefits is as follows:

		2025		2024
Salaries and wages	P	6,379,926	P	6,603,662
Retirement expense		498,149		932,504
13th month pay		501,084		528,454
Social security cost		363,910		328,851
	P	7,743,069	P	8,393,471

The movements in the defined benefit obligation recognized and presented as *Accrued Retirement Liability* under Non-current Liabilities in the statements of financial position are as follows:

		2025		2024
Balance, January 1	P	13,203,896	P	12,271,392
Expense recognized		498,149		932,504
Payment during the year		(342,693)		-
Balance, December 31	P	13,359,352	P	13,203,896

The Parent Company's retirement benefit plan is patterned under the requirements of R. A. 7641 and covers less than 10 employees. As such, the plan is deemed to be a Defined Benefit Plan. The retirement expense for the years ended December 31, 2025 and 2024 amounted to P498,149 and P932,504, respectively. No actuarial valuations are made as management believes that the defined benefit obligation computed using the provisions of R.A. 7641 is not materially different with the amount computed using the projected unit credit method required under the revised PAS 19, *Employee Benefits*, since most employees are already at or near retirement age.

24. RELATED PARTY TRANSACTIONS

Parties are considered to be related if one party has the ability, directly or indirectly, to control the other party or exercise significant influence over the other party in making financial and operating decisions. Parties are also considered to be related if they are subject to common control or common significant influence which include affiliates.

Transactions with related parties, if any, are made at normal market prices. Outstanding balances at yearend are unsecured, non-interest bearing and settlement occurs in cash, unless otherwise indicated. There have been no guarantees provided or received for any related party receivables or payables. Assessment is undertaken each financial year by examining the financial position of the related parties and the markets in which the related parties operate.

The following tables provide the total amount of transactions that have been entered into with related parties and the outstanding balances as of December 31, 2025 and 2024:

Category	Year	Amount of transactions	Outstanding Balance		Terms and conditions
			Due from related parties	Due to related parties	
Subsidiaries					
Omico Kapital Corporation					
Cash advances	2025	P 7,732	P 546,202	P 221,084,873	Demandable; non-interest bearing; unsecured; payable in cash
	2024	9,395	538,470	221,084,873	Demandable; non-interest bearing; unsecured; payable in cash
Omico Mining Inc.					
Cash advances	2025	13,728	6,364,162	-	Demandable; non-interest bearing; unsecured; payable in cash
	2024	9,429	6,350,434	-	Demandable; non-interest bearing; unsecured; payable in cash
	2025		P 6,910,364	P 221,084,873	
	2024		P 6,888,904	P 221,084,873	

The Parent Company's advances to its subsidiaries represent cash advances for subsidiaries' operating expenses paid by the Parent Company. These advances are shown as part of Receivables in the Parent Company's statements of financial position. The outstanding balance amounted to P6,910,364 and P6,888,904 as of December 31, 2025 and 2024, respectively. Full allowance for credit losses were provided in 2025 and 2024.

The Parent Company's cash advances from its subsidiary in previous years are shown as Due to subsidiary in the Parent Company's statements of financial position. The outstanding balance amounted to P221,084,873 as of December 31, 2025 and 2024.

Compensation of key management personnel by benefit type is as follows:

	2025	2024
Short-term employee benefits	P 4,621,100	P 4,621,100
Post-employment benefits	455,732	456,981
	P 5,076,832	P 5,078,081

25. EARNINGS (LOSS) PER SHARE

The following table presents the computation of basic EPS.

	2025		2024	
Income (Loss) for the year	P	3,715,651	P	(2,011,472)
Divided by: Weighted Average Shares		1,050,461,673		1,050,461,673
Basic earnings (loss) per share	P	0.003537	P	(0.001915)

26. INCOME TAXES

- Income tax expense for the years ended December 31, 2025 and 2024 is broken down as follows:

	2025		2024	
MCIT	P	66,242	P	126,592
Final tax		3,315,563		3,257,771
	P	3,381,805	P	3,384,363

- Parent Company's reconciliation of tax on pretax income from operation computed at the applicable statutory rates to tax expense are as follows:

	2025		2024	
Statutory income tax	P	1,774,364	P	343,223
Adjustments resulting from:				
Income subjected to final taxes		(4,214,452)		(4,287,017)
Income exempt from income tax		(665,938)		(698,309)
Non-deductible expenses		1,154,844		884,148
Effect of unrecognized temporary differences		5,332,987		7,142,318
Tax expense reported in the statements of comprehensive income	P	3,381,805	P	3,384,363

- The Parent Company did not recognize the deferred tax assets on net operating loss carry over (NOLCO), excess MCIT and other temporary differences because management believes that the related deferred tax assets may not be recovered. The breakdown of deferred tax assets, which can still be applied if the Parent Company has taxable income in the future, are as follows:

	2025		2024	
Allowance for impairment and credit losses	P	4,840,069	P	4,834,704
Accrued retirement		3,339,838		3,300,974
Excess MCIT		328,086		466,768
Net operating loss carryover (NOLCO)		18,072,469		20,951,023
	P	26,580,462	P	29,553,469

- The carry-forward benefits of the NOLCO and the excess of the MCIT over the regular corporate income tax, which can be claimed by the Parent Company as credits against the regular corporate income tax due, are as follows:

Year Incurred	MCIT					Remaining Balance	Expiry
	Amount	Applied	Expired	Expired			
2022	P 204,924	P -	P 204,924	P -	-	2025	
2023	135,252	-	-	-	135,252	2026	
2024	126,592	-	-	-	126,592	2027	
2025	66,242	-	-	-	66,242	2028	
	P 533,010	P -	P 204,924	P -	328,086		

Year Incurred	NOLCO					Remaining Balance	Expiry
	Amount	Applied Previous Year	Expired	Expired			
2020	P 16,485,921	P -	P 16,485,921	P -	-	2025	
2021	12,170,956	-	-	-	12,170,956	2026	
2022	16,073,484	-	16,073,484	-	-	2025	
2023	20,550,303	-	-	-	20,550,303	2026	
2024	18,523,426	-	-	-	18,523,426	2027	
2025	21,045,192	-	-	-	21,045,192	2028	
	P 104,849,282	P -	P 32,559,405	P -	72,289,877		

NOLCO

On September 30, 2020, the BIR issued Revenue Regulations No. 25-2020 implementing Section 4(bbbb) of “Bayanihan to Recover As One Act” which provide that the NOLCO incurred for taxable years 2020 and 2021 can be carried over and claimed as a deduction from gross income for the next five (5) consecutive taxable years immediately following the year of such loss.

Corporate Recovery and Tax Incentives for Enterprises (CREATE) Act

On February 1, 2021, the Bicameral Conference Committee, approved the House Bill No. 4157 and Senate Bill No.1357 (the CREATE) which seeks to reduce the corporate income tax rates and to rationalize the current fiscal incentives by making it time-bound, targeted and performance-based. CREATE pursues to dynamically fight the effects of COVID-19 and help businesses to recover as quickly as possible.

Among the reforms provided under CREATE Act are the following:

- (i) Reduction in Corporate Income Tax rate effective July 1, 2020 as follows:
 - Those with assets amounting to P100,000,000 and below, and with taxable income equivalent to P5,000,000 and below will be subjected to a 20% tax rate;
 - Those with assets above P100,000,000 or those with taxable income amounting to more than P5,000,000 will be subjected to a 25% tax rate.
- (ii) Effective July 1, 2020 until June 30, 2023, the MCIT rate shall be one percent (1%) and will revert back to two percent (2%) effective July 1, 2023.

27. OPERATING SEGMENTS

The Parent Company's businesses are organized and managed separately according to the nature of products provided, with each segment representing a strategic business unit that offers different products and serves different markets. The segment information in the financial statements as of December 31, 2025 and 2024 are as follows:

	As of December 31, 2025			
		Real estate	Corporate and others	Total
Segment revenue	P	5,629,385	P 32,637,130	P 38,266,515
Segment result		(21,312,783)	28,410,239	7,097,456
Segment asset		199,124,533	623,250,872	822,375,405
Segment liabilities		9,489,694	234,859,209	244,348,903
Segment cash flows				
Operating		(17,959,677)	(4,373,893)	(22,333,570)
Investing		-	14,924,648	14,924,648
Other information:				
Depreciation		-	2,556,358	2,556,358
Capital expenditures		-	114,712	114,712

	As of December 31, 2024			
		Real estate	Corporate and others	Total
Segment revenue	P	8,321,981	P 25,706,059	P 34,028,040
Segment result		(19,971,488)	21,344,379	1,372,891
Segment asset		203,838,948	616,007,620	819,846,568
Segment liabilities		9,733,029	235,502,688	245,235,717
Segment cash flows				
Operating		(20,557,249)	6,205,459	(14,351,790)
Investing		-	13,163,177	13,163,177
Other information:				
Depreciation		-	2,481,613	2,481,613
Capital expenditures		-	7,035,946	7,035,946

Reconciliation between segment information and financial statements is shown below:

	2025		2024	
Total segment results	P	7,097,456	P	1,372,891
Income tax expense		(3,381,805)		(3,384,363)
Income (Loss) for the period	P	3,715,651	P	(2,011,472)

28. SUPPLEMENTARY INFORMATION REQUIRED BY THE BUREAU OF INTERNAL REVENUE

The Bureau of Internal Revenue (BIR) issued Revenue Regulations 15-2010 which requires additional tax information to be disclosed in the Notes to Financial Statements. The following information covering the calendar year ended December 31, 2025 is presented in compliance thereto.

- The details of VAT output tax declared in the Parent Company's 2025 VAT returns and the related accounts are as follows:

	Amount vatable		Output tax	
Interest income on installment contract receivable	P	1,117,847	P	134,142
Others		197,798		23,736
	P	1,315,645	P	157,878

The Parent Company has vat exempt sales amounting to P4,511,538 pursuant to the Value-Added Tax provisions under RA 10963, or the "Tax Reform for Acceleration and Inclusion (TRAIN)".

- The VAT input tax claimed is broken down as follows:

Balance at the beginning of the year	P	-
Current year domestic purchases/payments for:		
Goods		2,025,374
Services		278,285
Claims for tax credit/refund and other adjustment		(2,303,659)
	P	-

- The amounts of withholding taxes, by category is as follows:

Tax on compensation and benefits	P	1,155,783
Creditable withholding tax		138,952

- As of December 31, 2025, the Parent Company has no pending tax investigation within and outside the administration of the BIR.

- Taxes and licenses presented as part of Administrative Expenses in the Parent Company's statement of comprehensive income is broken down as follows:

Real property taxes	P	935,988
Annual listing fee in PSE		250,000
Local business tax		77,784
Others		388,425
	P	1,652,197

PRC-BOA Reg. No. 0132, valid until August 13, 2027
BIR Accreditation No. 07-100995-003-2025, valid until September 1, 2028
SEC Accreditation No. 0132-SEC (Group A), valid to cover audit of
2025-2027 financial statements


Independent Auditors' Report on Other Regulatory Requirements

The Board of Directors and Stockholders
OMICO CORPORATION
Suite 1109 East Tower, Tektite Towers
Exchange Road, Ortigas Center, Pasig City


We have audited the accompanying financial statements of Omico Corporation (the Company) for the year ended December 31, 2025, on which we have rendered the attached report dated March 23, 2026. Our audit was made for the purpose of forming an opinion on the basic financial statements taken as a whole.

The information contained in the Reconciliation of Retained Earnings Available for Dividend Declaration is the responsibility of the Company's management. This schedule is presented for purposes of additional analysis and not a required part of the basic financial statements but supplementary information required by the Revised Securities Regulation Code Rule 68. Such information has been subjected to the auditing procedures applied in our audit and in our opinion, is fairly stated in all material respects in relation to the basic financial statements taken as a whole.

R. R. TAN AND ASSOCIATES, CPAs

By:  **DOMINGO A. DAZA, JR.**
Partner
CPA Certificate No. 109993
Tax Identification No. 203-917-449
PTR No. 3986699, January 12, 2026, Pasig City
BIR Accreditation No. 07-100997-003-2025, valid until September 1, 2028
PRC-BOA Reg. No. 0132/P-001, valid until August 13, 2027
SEC Accreditation No. 109993-SEC (Group A), valid to cover audit of
2025 financial statements

March 23, 2026
Pasig City



Reconciliation of Retained Earnings Available for Dividend Declaration
DECEMBER 31, 2025

OMICO CORPORATION
Suite 1109 East Tower, Teklite Towers, Exchange Road, Ortigas Center, Pasig City

Unappropriated Retained Earnings, beginning of reporting period		P (441,908,426)
Add: Category A: Items that are directly credited to Unappropriated Retained Earnings		
Retained Earnings		
Reversal of Retained Earnings Appropriation/s	-	
Effect of restatements or prior-period adjustments	-	
Others	-	-
<hr/>		
Less: Category B: Items that are directly debited to Unappropriated Retained Earnings		
Dividend declaration during the reporting period	-	
Retained Earnings appropriated during the reporting period	-	
Effect of restatements or prior-period adjustments	-	
Others	-	-
<hr/>		
Unappropriated Retained Earnings, as adjusted		(441,908,426)
Add/Less: Net Income (loss) for the current year		3,715,651
Less: Category C.1: Unrealized income recognized in the profit or loss during the reporting period (net of tax)		
Equity in net income of associate/joint venture, net of dividends declared	-	
Unrealized foreign exchange gain, except those attributable to cash and cash equivalents	-	
Unrealized fair value adjustment (mark-to-market gains) of financial instruments at fair value through profit or loss (FVTPL)	(12,915,451)	
Unrealized fair value gain of Investment Property	-	
Other unrealized gains or adjustments to the retained earnings as a result of certain transactions accounted for under the PFRS	-	(12,915,451)
Subtotal		<u>(12,915,451)</u>
Add: Category C.2: Unrealized income recognized in the profit or loss in prior reporting periods but realized in the current reporting period (net of tax)		
Realized foreign exchange gain, except those attributable to cash and cash equivalents	-	
Realized fair value adjustment (mark-to-market gains) of financial instruments at fair value through profit or loss (FVTPL)	-	
Realized fair value gain of Investment Property	-	
Other realized gains or adjustments to the retained earnings as a result of certain transactions accounted for under the PFRS	-	-
Subtotal		<u>-</u>
Add: Category C.3: Unrealized income recognized in profit or loss in prior periods but reversed in the current reporting period (net of tax)		
Reversal of previously recorded foreign exchange gain, except those attributable to cash and cash equivalents	-	
Reversal of previously recorded fair value adjustment (mark-to-market gains) of financial instruments at fair value through profit or loss (FVTPL)	-	
Reversal of previously recorded fair value gain of Investment Property	-	
Reversal of other unrealized gains or adjustments to the retained earnings as a result of certain transactions accounted for under the PFRS, previously recorded	-	-
Subtotal		<u>-</u>
Adjusted Net Income/Loss		<u>-</u>
Add: Category D: Non-actual losses recognized in profit or loss during the reporting period (net of tax)		
Depreciation on revaluation increment (after tax)	-	
Subtotal		<u>-</u>
Add/Less: Category E: Adjustments related to relief granted by the SEC and BSP		
Amortization of the effect of reporting relief	-	
Total amount of reporting relief granted during the year	-	
Others	-	-
Subtotal		<u>-</u>
Add/Less: Category F: Other items that should be excluded from the determination of the amount of available for dividends distribution		
Net movement of treasury shares (except for reacquisition of redeemable shares)	-	
Net movement of deferred tax asset not considered in the reconciling items under the previous categories	-	
Net movement in deferred tax asset and deferred tax liabilities related to same transaction, e.g., set up of right of use of asset and lease liability, set-up of asset and asset retirement obligation, and set-up of service concession asset and concession payable	-	
Adjustment due to deviation from PFRS/GAAP - gain (loss)	-	
Others	-	-
Subtotal		<u>-</u>
Total Retained Earnings, end of the reporting period available for dividend		P (451,108,226)



OMICO CORPORATION

2025 SUSTAINABILITY REPORT

Contextual Information

Company Details	
Name of Organization	OMICO CORPORATION (The “Company” or “Omico”)
Location of Headquarters	Suite 1109 East Tower, Tektite Towers (Formerly: PSE Centre, Exchange Road, Ortigas Center, Pasig City 1605)
Location of Operations	Brgy. Lourdes, Sta. Rosa, Nueva Ecija
Report Boundary: Legal entities (e.g. subsidiaries) included in this report	Wholly Owned Subsidiaries: Omico Kapital Corporation Omico Mining Inc.
Business Model, including Primary Activities, Brands, Products, and Services	Mining exploration activities and Real property development
Reporting Period	For the Year 2025
Highest Ranking Person responsible for this report	Anna Mei Nga Tia President

Materiality Process

Explain how you applied the materiality principle (or the materiality process) in identifying your material topics.

In the assessment of materiality associated with sustainability issues, the Company determines the relevant topics that are sufficiently important that it is essential to report them.

These topics cover the following elements:

- Significant economic, environmental, and social impacts of the organization;
- Information that substantively influence the assessments and decisions of stakeholders, including investors; and
- Matters that substantively affect the Company's ability to create value over the short, medium and long-term.

ECONOMIC

Economic Performance

Direct Economic Value Generated and Distributed

Disclosure	Amount	Units
Direct economic value generated (revenue)	38,266,748.00	PhP
Direct economic value distributed:		
a. Operating costs (Total)	31,169,059.00	PhP
b. Employee wages and benefits	7,743,069.00	PhP
c. Payments to suppliers, other operating costs	21,753,580.00	PhP
d. Dividends given to stockholders and interest payments to loan providers	0.00	PhP
e. Taxes given to government	1,672,410.00	PhP
f. Investments to community (e.g. donations, CSR)	0.00	PhP

What is the impact and where does it occur? What is the organization's involvement in the impact?	Which stakeholders are affected?	Management Approach
Direct economic value is distributed as a result of its primary operations through payments to suppliers or service providers, employees and construction workers' wages and benefits, and taxes to government agencies.	Employees, suppliers, government	The Company has systems in place to ensure that obligations to employees and construction workers, suppliers/service providers and the Government are settled immediately.
The economic impact is perceived mainly through its core business which is the development and sale of economic housing units.	Customers, suppliers, government	The Company has a real estate set-up encompassing different areas, namely; acquisitions, business development, technical planning, engineering and project management, sales and

For the Sta. Rosa Homes, Nueva Ecija project, the housing units are sold through Pag-IBIG housing scheme or in-house financing. The Company is an accredited developer in the Expanded Housing Loan Program of the Pag-IBIG Fund.		marketing, documentation and licensing, legal services, customer care, and property management. The Company has hands-on approach to respond effectively to its clients and industry partners.
What are the Risk/s Identified?	Which stakeholders are affected?	Management Approach
The Company's future growth is dependent upon its ability to acquire and develop additional real estate projects, as well as, to develop the Company's other real estate properties located in Urdaneta City, Pangasinan; Tagaytay City, Cavite; Cabanatuan City, Nueva Ecija; and Metro Baguio.	Employees, suppliers, customers, shareholders, government	The Company continues to explore business opportunities and look for additional land or property, located in suitable project sites near high growth communities. Management is continuously studying and evaluating the future development of the Company's other real estate properties.
What are the Opportunity/ies Identified?	Which stakeholders are affected?	Management Approach
The Company's real estate business will benefit from the Government's infrastructure developments and will contribute to increased demand for residential housing units.	Employees, suppliers, customers, shareholders, government	The Company continues to explore business opportunities and look for additional land or property, located in suitable project sites near high growth communities. Management is continuously studying and evaluating the future development of the Company's other real estate properties.

Climate-related risks and opportunities

Governance	Strategy
<p>Disclose the organization's governance around climate-related risks and opportunities.</p> <p>a) Describe the board's oversight of climate-related risks and opportunities.</p> <p>b) Describe management's role in assessing and managing climate-related risks and opportunities.</p>	<p>The Board oversees that a sound enterprise risk management (ERM) framework is in place to effectively identify, monitor, assess and manage key business risks. The Board's Audit Committee which also performs the functions of the Board Risk Oversight Committee is given the oversight role over the Management's activities in managing credit, market, liquidity, operational, legal and other risks of the Company. This function shall include regular receipt from management of information on risk exposures and risk management activities. The Audit Committee meets quarterly to ensure that the Company's risk management is aligned with the Company's strategy and overall economic condition of the country. Climate-related risks and opportunities are material to the Company. The Company is presently studying the different risks and opportunities related to climate impacts. These impacts will be embedded into the Company's risk management process.</p>

Procurement Practices

Proportion of spending on local suppliers

Disclosure	Quantity	Units
Percentage of procurement budget used for significant locations of operations that is spent on local suppliers	100	%

What is the impact and where does it occur? What is the organization's involvement in the impact?	Which stakeholders are affected?	Management Approach
The Company relies on various local suppliers for construction and other materials.	Suppliers, customers	The purchase of construction materials is centralized and is performed by the Procurement Department at the Company's Head Office. The Company has established a pre-qualification process to conduct due diligence and ensure the supplier's legitimacy, performance and capabilities as well as to confirm that the supplier meets the Company's standards including code of conduct, facility standards and human rights and the environment.
What are the Risk/s Identified?	Which stakeholders are affected?	Management Approach
The supply of the required construction materials may not always be available, or these may not meet the Company's quality standards.	Suppliers, customers	The Company determines the adequate construction supplies inventory for a sustained period. The Company has a process of diversification of suppliers to mitigate supply chain disruptions.
What are the Opportunity/ies Identified?	Which stakeholders are affected?	Management Approach
The Company's strong relationship with the local suppliers enables the Company to be a preferred partner of these suppliers.	Suppliers, customers	The Company remains to strengthen its relationship with local suppliers through patronizing their products and services and prompt payment of construction materials deliveries and services.

Anti-corruption

Training on Anti-corruption Policies and Procedures

Disclosure	Quantity	Units
Percentage of employees to whom the organization's anti-corruption policies and procedures have been communicated to	100	%

Percentage of business partners to whom the organization's anti-corruption policies and procedures have been communicated to	100	%
Percentage of directors and management that have received anti-corruption training	100	%
Percentage of employees that have received anti-corruption training	100	%

What is the impact and where does it occur? What is the organization's involvement in the impact?	Which stakeholders are affected?	Management Approach
The anti-corruption policies and procedures can prevent corruption using internal controls and these educate and provide employees with the Company's standards for professional and ethical behavior, as well as articulate acceptable and unacceptable conduct and practices in internal and external dealings.	Employees, community, suppliers, government, shareholders	<p>The Company's anti-corruption policies and procedures implemented, enforced and adhered to are communicated to all employees through orientation and continuous trainings to embed them in the Company's culture.</p> <p>The Company has adopted a Code of business Conduct and Ethics which is posted at the Company's website: https://omico.com.ph/code-of-business-conduct-and-ethics</p>

Incidents of Corruption

Disclosure	Quantity	Units
Number of incidents in which directors were removed or disciplined for corruption	0	#
Number of incidents in which employees were dismissed or disciplined for corruption	0	#
Number of incidents when contracts with business partners were terminated due to incidents of corruption	0	#

What is the impact and where does it occur? What is the organization's involvement in the impact?	Which stakeholders are affected?	Management Approach
Any incidence of graft and corruption may have an adverse impact on the Company's operations and financial performance, cause a negative impression on the Company and erode the trust the Company has in the public sector to act in its best interests.	Employees, community, suppliers, government, shareholders	The adoption of anti-corruption policy and program endeavors to mitigate corrupt practices such as, but not limited to bribery, fraud, extortion, collusion, conflict of interest and money laundering. The Company has adopted a Code of business Conduct and Ethics which is posted at the Company's website: https://omico.com.ph/code-of-business-conduct-and-ethics

ENVIRONMENT

Resource Management

Energy consumption within the organization:

Disclosure	Quantity	Units
Energy consumption (renewable sources)	Not available	GJ
Energy consumption (gasoline)	Not available	GJ
Energy consumption (LPG)	Not available	GJ
Energy consumption (diesel)	Not available	GJ
Energy consumption (electricity)	6,984	kWh

Reduction of energy consumption

Disclosure	Quantity	Units
Energy reduction (gasoline)	Not available	GJ
Energy reduction (LPG)	Not available	GJ
Energy reduction (diesel)	Not available	GJ
Energy reduction (electricity)	Not available	kWh
Energy reduction (gasoline)	Not available	GJ

Water consumption within the organization

Disclosure	Quantity	Units
Water withdrawal	Not available	Cubic meters
Water consumption	96	Cubic meters
Water recycled and reused	Not available	Cubic meters

What is the impact and where does it occur? What is the organization's involvement in the impact?
<p>Energy</p> <p>The Company's consumption of energy does not have material impact to the environment. Energy is consumed during the day-to-day operations of the Company in the construction project site and in the corporate office.</p> <p>Water</p> <p>Water is a vital element of the Company's operations in its construction project site and corporate office. The Company works to ensure availability of water to provide its customers clean and well-maintained premises. The Company recognizes its responsibility to use water resource as efficiently as possible.</p>
What are the Risk/s Identified?
Energy and water shortages
What are the Opportunity/ies Identified?
The Company aims to increase water usage efficiency.
Management Approach
<p>Energy</p> <p>The Company's real estate project/housing units are designed by incorporating features to consume less electricity. These designs are expected to translate to considerable energy savings.</p> <p>Water</p> <p>The Company implements measures to reduce water consumption in its facilities and educates its customers and employees on the importance of water conservation.</p>

Materials used by the organization

Disclosure	Quantity	Units
Materials used by weight or volume		
<ul style="list-style-type: none"> Renewable 	Not available	kg/liters
<ul style="list-style-type: none"> non-renewable 	Not available	kg/liters
Percentage of recycled input materials used to manufacture the organization's primary products and services	Not applicable (The Company is not engaged in manufacturing of products.)	%

What is the impact and where does it occur? What is the organization's involvement in the impact?	Which stakeholders are affected?	Management Approach
The Company's real estate project located in Sta. Rosa Homes, Nueva Ecija project uses construction materials to build the housing units including the roads in the said housing project.	Suppliers, community, customers	The Company recognizes that the construction materials such as cement, rebars, and glass are non-renewable which entails high amounts of costs, energy and emissions to produce.
What are the Risk/s Identified?	Which stakeholders are affected?	Management Approach
Scarcity of materials impacts pricing which indirectly affects the Company's competitiveness.	Suppliers, customers	The Company regularly monitors its construction materials consumption. The Company works to continually improve on the designs and construction practices to ensure the optimization of materials without compromising quality or durability.
What are the Opportunity/ies Identified?	Which stakeholders are affected?	Management Approach
Significant portion of the total cost of the projects pertain to construction materials such as steel and cement. The reduction in materials usage has corresponding effect on financial performance.	Customers, shareholders	The Company is working on analyzing the efficiency of the usage of materials in its current real estate project development. Through this data, better design and construction systems can be created to increase efficiency in the usage of materials.

Environmental impact management

Air Emissions

GHG

Disclosure	Quantity	Units
Direct (Scope 1) GHG Emissions	Not available	Tonnes CO ₂ e
Energy indirect (Scope 2) GHG Emissions	Not available	Tonnes CO ₂ e
Emissions of ozone-depleting substances (ODS)	Not available	Tonnes

What is the impact and where does it occur? What is the organization's involvement in the impact?	Which stakeholders are affected?	Management Approach
Air emissions identified by the Company are mostly from electricity consumption. Indirect emissions come from the overall operations of the Company in its construction site and corporate office.	Community, customers, employees, shareholders	The Company's objective is to reduce emissions generated by continuously improving its efficiency in the usage of electricity.
What are the Risk/s Identified?	Which stakeholders are affected?	Management Approach
GHG emissions from the generation of electricity can contribute to climate change.	Community, customers, employees, shareholders	The Company will work on energy conservation measures to mitigate the impact of GHG emissions.
What are the Opportunity/ies Identified?	Which stakeholders are affected?	Management Approach
The Company sees an opportunity to reduce carbon emissions by incorporating energy efficient designs in its developments which can have a direct financial impact.	Community, customers, employees, shareholders	The Company's real estate project/housing units are designed by incorporating features to consume less electricity. These designs are expected to translate to considerable energy savings.

Air pollutants

Disclosure	Quantity	Units
NO _x	Not available	kg
SO _x	Not available	kg
Persistent organic pollutants (POPs)	Not available	kg
Volatile organic compounds (VOCs)	Not available	kg
Hazardous air pollutants (HAPs)	Not available	kg
Particulate matter (PM)	Not available	kg

Solid and Hazardous Wastes

Solid Waste

Disclosure	Quantity	Units
Total solid waste generated	Not available	kg
Reusable	Not available	kg
Recyclable	Not available	kg
Composted	Not available	kg
Incinerated	Not available	kg
Residuals/Landfilled	Not available	kg

Hazardous Waste

Disclosure	Quantity	Units
Total weight of hazardous waste generated	Not available	kg
Total weight of hazardous waste transported	Not available	kg

Effluents

Disclosure	Quantity	Units
Total volume of water discharges	Not available	Cubic meters
Percent of wastewater recycled	Not available	%
What is the impact and where does it occur? What is the organization's involvement in the impact?	Which stakeholders are affected?	
<p>Wastes</p> <p>Wastes that are generated from the Company's real estate project are collected by the Company's accredited waste collector and properly disposed in the landfills closest to the project's location.</p> <p>Effluents</p> <p>The Company consumes water in its project site and corporate office. The Company produces water discharges as a result of its day-to-day operations.</p>	Government, community, environment	<p>Wastes</p> <p>The Company assesses the capability of its waste collectors to ensure proper waste disposal.</p> <p>Effluents</p> <p>The Company minimizes effluents by designing and incorporating in its project site wastewater treatment system.</p>
What are the Risk/s Identified?	Which stakeholders are affected?	Management Approach
<p>The company recognizes that it does not have full control whether the wastes collected from its project site are being recycled or stored in landfills.</p> <p>Biodegradable wastes that are dumped in these landfills become major source of GHG emissions.</p>	Government, community, environment	<p>The Company assesses the capability of its waste collectors to ensure proper waste disposal.</p> <p>The Company minimizes effluents by designing and incorporating in its project site wastewater treatment system.</p>
What are the Opportunity/ies Identified?	Which stakeholders are affected?	Management Approach
<p>The Company sees the opportunity to contribute to the improvement</p>	Government, community, environment	<p>The Company assesses the capability of its waste collectors to ensure proper waste disposal.</p>

of waste management in the country.		The Company minimizes effluents by designing and incorporating in its project site wastewater treatment system.
-------------------------------------	--	---

Environmental compliance

Non-compliance with Environmental Laws and Regulations

Disclosure	Quantity	Units
Total amount of monetary fines for non-compliance with environmental laws and/or regulations	0	PhP-0-
No. of non-monetary sanctions for non-compliance with environmental laws and/or regulations	0	#
No. of cases resolved through dispute resolution mechanism	0	#

What is the impact and where does it occur? What is the organization's involvement in the impact?	Which stakeholders are affected?	Management Approach
The Company's main business activity is real estate project development. This includes construction involving movement of soil, materials and other resources that can disrupt environment.	Employees, community, government, environment)	The Company recognizes that compliance to environmental laws is paramount to its operations. A team focused to manage and monitor compliance to environmental laws is established in the Company.
What are the Risk/s Identified?	Which stakeholders are affected?	Management Approach
Due to the nature of the Company's business operations, there is a risk of non-compliance with environmental laws.	Employees, community, government, environment)	The Company recognizes that compliance to environmental laws is paramount to its operations. A team focused to manage and monitor compliance to environmental laws is established in the Company.
What are the Opportunity/ies Identified?	Which stakeholders are affected?	Management Approach
The Company strategizes to improve its monitoring system to ensure full compliance in the Government's environmental laws and regulations.	Employees, community, government, environment)	The Company will have internal training and third party advisories to monitor full compliance to the environmental laws and regulations.

SOCIAL

Employee Management

Employee Hiring and Benefits

Employee data

Disclosure	Quantity	Units
Total number of employees ¹	8	
a. Number of female employees	5	#
b. Number of male employees	3	#
Attrition rate ²	0%	Rate
Ratio of lowest paid employee against minimum wage	None	Ratio

Employee benefits

List of Benefits	Y/N	% of female employees who availed for the year	% of male employees who availed for the year
SSS	Y	0%	33%
PhilHealth	Y	0%	0%
Pag-ibig	Y	0%	33%
Parental leaves	Y	0%	0%
Vacation leaves	Y	100%	100%
Sick leaves	Y	100%	100%
Medical benefits (aside from PhilHealth))	Y	100%	100%
Housing assistance (aside from Pag-ibig)	N	0%	0%
Retirement fund (aside from SSS)	Y	0%	33%
Further education support	N	0%	0%
Company stock options	N	0%	0%
Telecommuting	N	0%	0%
Flexible-working Hours	N	0%	0%
Rice subsidy	Y	100%	100%
Clothing allowance	Y	100%	100%

Diversity and Equal Opportunity

Disclosure	Quantity	Units
% of female workers in the workforce	62.5%	%
% of male workers in the workforce	37.5%	%
Number of employees from indigenous communities and/or vulnerable sector*	0	#

*Vulnerable sector includes, elderly, persons with disabilities, vulnerable women, refugees, migrants, internally displaced persons, people living with HIV and other diseases, solo parents, and the poor or the base of the pyramid (BOP; Class D and E).

¹ Employees are individuals who are in an employment relationship with the organization, according to national law or its application ([GRI Standards 2016 Glossary](#))

² Attrition are = (no. of new hires – no. of turnover)/(average of total no. of employees of previous year and total no. of employees of current year)

Employee Training and Development

Disclosure	Quantity	Units
Total training hours provided to employees	100	
a. Female employees	60	Hours
b. Male employees	40	Hours
Average training hours provided to employees	10	
a. Female employees	10	hours/employee
b. Male employees	10	hours/employee

What is the impact and where does it occur? What is the organization's involvement in the impact?	Management Approach
The Company recognizes that employees are instrumental to the realization of the Company's goals and success.	The Company has policies, programs and procedures that encourage employees to actively participate in the realization of the Company's goals and success. The Company ensures that employees are valued for their contribution to the Company and are continuously empowered through professional development opportunities.
What are the Risk/s Identified?	Management Approach
Employment risk is part of doing business. This risk will directly affect the Company's culture, brand, operational efficiency, and ultimately profitability.	The Company conducts regularly employee satisfaction survey to determine the employees' satisfaction and feedback to address any personnel concerns within the company. The Company ensures that their compensation is consistent with the Company's culture, strategy and industry standards.
What are the Opportunity/ies Identified?	Management Approach
Personal growth and development empowers employees to perform better results and meet their goals. Through development opportunities within the workplace, the Company can expect to attract prospective employees and keep current employee population motivated, productive and confident.	The Company conducts regularly a review of the Human Resources Development/Personnel Handbook to strengthen provisions on salaries and benefits policies, promotion and career advancement directives.

Labor-Management Relations

Disclosure	Quantity	Units
% of employees covered with Collective Bargaining Agreements	Not Applicable	%
Number of consultations conducted with employees concerning employee-related policies	None	#

Workplace Conditions, Labor Standards, and Human Rights

Occupational Health and Safety

Disclosure	Quantity	Units
Safe Man-Hours	Not Applicable	Man-hours
No. of work-related injuries	0	#
No. of work-related fatalities	0	#
No. of work related ill-health	0	#
No. of safety drills	2	#

Labor Laws and Human Rights

Disclosure	Quantity	Units
No. of legal actions or employee grievances involving forced or child labor	0	#

Do you have policies that explicitly disallows violations of labor laws and human rights (e.g. harassment, bullying) in the workplace?

Topic	Y/N	If Yes, cite reference in the company policy
Forced labor	N	
Child labor	N	
Human Rights	Y	The Company guarantees full respect for human rights and upholds the dignity of its employees.

What is the impact and where does it occur? What is the organization's involvement in the impact?	Management Approach
The Company ensures compliance with the labor code and other laws and regulations protecting the rights of all its employees while promoting a healthy and safe environment in the workplace.	The Company requires key personnel to attend health and safety training/seminar to help employees identify hazards and adopt safe and healthy working practices.
What are the Risk/s Identified?	Management Approach
The Company recognizes that threats to the rights, health and safety of its employees impacts productivity, as well as employee retention and engagement.	Assessments are routinely made to ensure that safe working practices are adopted and workers are compliant to the Company's health and safety standards.
What are the Opportunity/ies Identified?	
The Company sees the opportunity to not only cascade compliance to labor laws and regulations within the Company but also to partners, suppliers and contractors that the Company is in business with. The Company continues to work with business partners to build a culture of health and safety within and outside its organization.	

Supply Chain Management

Do you have a supplier accreditation policy? If yes, please attach the policy or link to the policy:

The Company's supplier accreditation process are as follows:

1. Compliance to Regulatory Requirements.

All suppliers and contractors intending to do business with the Company must apply for accreditation through submission of the following but not limited to:

- Company Profile
- Business Permit/Mayor's Permit
- BIR Form 2303 or COR;
- PCAB License;
- PhilGEPS accreditation;
- SEC/DTI Registration;
- Articles of Incorporation/GIS;
- DOLE Certificate

2. Appraisal

The Company shall appraise all suppliers applying for accreditation. They will be assessed based on their Capability (project portfolios), Financial stability (Audited Financial statements) and Liquidity (Bank statement).

3. Review and Evaluation

All accredited suppliers shall be included and maintained in the supplier information database and will be reassessed regularly to ensure compliance and delivery.

Do you consider the following sustainability topics when accrediting suppliers?

Topic	Y/N	If Yes, cite reference in the supplier policy
Environmental performance	Y	Yes, through verbal query
Forced labor	Y	Yes, through verbal query
Child labor	Y	Yes, through verbal query
Human rights	Y	Yes, through verbal query
Bribery and corruption	Y	Yes, through verbal query

What is the impact and where does it occur? What is the organization's involvement in the impact?	Management Approach
The Company recognizes the role of its business partners in delivering the Company's products and services. The Company strives to maintain a long-term mutually beneficial relationship between suppliers, contractors and service providers.	The Company provides equal opportunities and promotes fair and open competition among its suppliers and trade partners.
What are the Risk/s Identified?	Management Approach
The Company recognizes the risk that suppliers and service providers may not deliver the products and services as specified and may not apply in their operations the correct practices agreed upon during the initiation of the contract.	The Company existing supplier accreditation policy ensures that its trade partners meet the Company's standards in delivering quality output. Also, the accreditation process aids to assess the supplier's capability and compliance to all relevant laws and regulations.
What are the Opportunity/ies Identified?	

The Company will review its existing supplier accreditation policies to enhance and include relevant criteria related to ESG framework.

Relationship with Community

Significant Impacts on Local Communities

Operations with significant (positive or negative) impacts on local communities (exclude CSR projects; this has to be business operations)

Donation of Water Distribution Facilities

In 2019, the Company donated to the Sta. Rosa (NE) Water District the water distribution facilities (with an estimated value of PhP3.5Million) for the Company’s real estate project located at Sta. Rosa Homes, Nueva Ecija, including the corresponding lot area where the water tank and pump house are located.

Donation of Amenities

The Company has donated several amenities such as clubhouse (with an estimated value of PhP2.5Million), basketball court, parks and playgrounds in the Sta. Rosa Homes project to the Sta. Rosa Homes Homeowners’ Association granting them the rights to collect revenue proceeds from various social events.

Barangay Partnership

The Company communicates regularly with Barangay Lourdes of Sta. Rosa, Nueva Ecija and provides assistance to its projects such as basketball and volleyball tournaments in the locality.

Donation to LGU

The Company has donated to the LGU a certain amount for the cost of repair of the damaged drainage line and road restoration caused by Typhoon “Ulysses” which swept through Central Luzon, including the province of Nueva Ecija, dumping heavy rainfall that triggered massive flooding which affected the Company’s Sta. Rosa Homes Project and caused the collapse of the drainage line in Barangay La Fuente engulfing the concrete road thereat.

Certificates	Quantity	Units
FPIC process is still undergoing	Not Applicable	#
CP secured	Not Applicable	#

Disclosure on Free and Prior Informed Consent (FPIC) is not material given that there are no operations that is within or adjacent to ancestral domains of indigenous peoples.

Customer Management

Customer Satisfaction

Disclosure	Score	Did a third party conduct the customer satisfaction study (Y/N)?
Customer satisfaction	The Company values customer satisfaction and continues to provide quality economic	The Sta. Rosa Homes housing units sold through Pag-IBIG Fund financing is subject to inspection and recommendation for

	housing units at its Sta. Rosa Homes, Nueva Ecija project at the best price.	approval by the Pag-IBIG Fund prior to the release of the buyer's loan takeout proceeds to the Company.
--	--	---

What is the impact and where does it occur? What is the organization's involvement in the impact?	Management Approach
The Company recognizes that customer satisfaction will impact the entire organization as it reflects the overall experience of the customer from reservation of units, monthly equity payments, prompt construction updates, smooth take-out and turn-over to property management. It does not only have a direct impact financially but it also affects morale and retention.	The company prioritizes its customers by implementing the following: 1) Customer Communications focused on Billings; Collections and Treasury; and Documentation 2) Managing Systems (Customer Portal, Trunk line, Email, SMS, FB) 3) Responding to general customer queries (FB, Email, Phone)
What are the Risk/s Identified?	Management Approach
Customer dissatisfaction can gravely affect the Company's business and customer relationships.	The Company continues to provide quality economic housing units at its Sta. Rosa Homes, Nueva Ecija project at the best price. The Company values advertising by word of mouth and first-hand experience by their brokers, agents and return customers.
What are the Opportunity/ies Identified?	Management Approach
The Company will promptly provide the most appropriate solutions to any issues that may be of concern to customers.	The Company will identify the needs of its customers, solicit feedback from customers at every step of the process.

Health and Safety

Disclosure	Quantity	Units
No. of substantiated complaints on product or service health and safety*	None	#
No. of complaints addressed	None	#

**Substantiated complaints include complaints from customers that went through the organization's formal communication channels and grievance mechanisms as well as complaints that were lodged to and acted upon by government agencies.*

What is the impact and where does it occur? What is the organization's involvement in the impact?	Management Approach
The Company ensures customer's health and safety.	The Company ensures that its properties do not pose any risk to health and safety to its stakeholders.
What are the Risk/s Identified?	What are the Risk/s Identified?

Accidents that are out of the Company's control that can happen within the Company's premises, projects, facilities.	The Company is committed to meet the highest building standards to be resilient to any structural threats.
What are the Opportunity/ies Identified?	What are the Opportunity/ies Identified?
The Company continues improvement in the areas of health and safety.	Risk assessment in the Company's premises for slip, trip and fall accidents prevention are periodically being conducted.

Marketing and labelling

Disclosure	Quantity	Units
No. of substantiated complaints on marketing and labelling*	None	#
No. of complaints addressed	None	#

**Substantiated complaints include complaints from customers that went through the organization's formal communication channels and grievance mechanisms as well as complaints that were lodged to and acted upon by government agencies.*

What is the impact and where does it occur? What is the organization's involvement in the impact?	Management Approach
The Company advertises its products through billboards, brochures and other promotional means.	The Company ensures that it complies with existing laws and regulations pertaining to product promotions and advertising.
What are the Risk/s Identified?	Management Approach
There are no significant risks identified.	Not Applicable
What are the Opportunity/ies Identified?	Management Approach
Labels can create profound impacts on the Company's overall marketing efforts and can gravely affect a potential buyer's decision to purchase.	The Company's marketing and labelling strategy ensures that these cater to what the market needs and prefers.

Customer privacy

Disclosure	Quantity	Units
No. of substantiated complaints on customer privacy*	None	#
No. of complaints addressed	N/A	#
No. of customers, users and account holders whose information is used for secondary purposes	None	#

**Substantiated complaints include complaints from customers that went through the organization's formal communication channels and grievance mechanisms as well as complaints that were lodged to and acted upon by government agencies.*

Data Security







Disclosure	Quantity	Units
No. of data breaches, including leaks, thefts and losses of data	None	#

What is the impact and where does it occur? What is the organization's involvement in the impact?	Management Approach
All customer personal information such as names, addresses, contact information, signature, and other details that were collected by the Company in the course of its transactions with them are logged in the Company's database and can be accessed only by duly authorized personnel.	Pursuant to the Republic Act. No. 10173, also known as the Data Privacy Act ("DPA"), the Company has prepared a Data Privacy Manual which aims to protect the customer's personal data in information and communications systems.
What are the Risk/s Identified?	Management Approach
The Company recognizes that there is a threat to data security due to cyber hacking. This may result to disruption in the Company's operations and/or loss/theft of corporate information and/or personal identification information.	The Company respects and values data privacy rights and makes sure that all personal data collected from the data subjects are processed in adherence to the general principles of transparency, legitimate purpose, and proportionality.
What are the Opportunity/ies Identified?	Management Approach
The Company continues to assess data management system to improve customer confidence and patronage.	The Company's Data Privacy Manual aims to inform the data subjects of the Company's data protection and security measures, and to guide them in the exercise of their rights under the DPA and other relevant regulations and policies. The Company's Data Privacy Manual will help create an awareness of privacy requirements to be an integral part of the day-to-day operation of the Company and ensure that all employees understand the importance of privacy practices and their responsibilities for maintaining privacy. This will help ensure that all employees are aware of the processes that need to be followed for collection, lawful usage, disclosures or transfer, retention, archival and disposal of personal information.

UN SUSTAINABLE DEVELOPMENT GOALS

Product or Service Contribution to UN SDGs

Key products and services and its contribution to sustainable development.

Key Products and Services	Societal Value / Contribution to UN SDGs	Potential Negative Impact of Contribution	Management Approach to Negative Impact
Residential Subdivision	 	ESG impacts	Included in Sustainability report
Property Management	 	ESG impacts	Included in Sustainability report
Office Spaces	 	ESG impacts	Included in Sustainability report